

Wall mounted air-to-air heat pumps
Air Conditioning Technical Data
FTXA-DL



FTXA20D2V1BL
FTXA25D2V1BL
FTXA35D2V1BL
FTXA42D2V1BL
FTXA50D2V1BL

TABLE OF CONTENTS

FTXA-DL

1	Features	4
	FTXA-DL	4
2	Specifications	6
3	Options	8
4	Dimensional drawings	9
5	Centre of gravity	10
6	Piping diagrams	11
7	Wiring diagrams	12
	Wiring Diagrams - Single Phase	12
8	Sound data	13
	Sound Power Spectrum	13
	Sound Pressure Spectrum	16

1 Features



















1 - 1 FTXA-DL

Where comfort meets style

1

- › A compact and functional unit featuring a dark brown leather-style front panel paired with a black body, designed to complement a wide range of interiors
- › Voice command via Amazon Alexa or Google Assistant to control main functions such as set point, operation mode, fan speed, etc
- › Choosing for an R-32 product, reduces the environmental impact with 68% compared to R-410A and leads directly to lower energy consumption thanks to its high energy efficiency
- › The Coanda effect optimises the airflow for a comfortable climate. By using specially designed flaps, a more focused airflow allows a better temperature distribution throughout the whole room
- › The intelligent thermal sensor determines the current room temperature and distributes air evenly throughout the room before switching to an airflow pattern that directs warm or cool air to areas that need it
- › Whisper quiet in operation: the operating of the unit can hardly be heard. The sound pressure level goes down to 19dBA!
- › Using electrons to trigger chemical reactions with air borne particles, the Flash Streamer breaks down allergens such as pollen and fungal allergens and removes bothersome odours providing a better, cleaner air
- › Onecta app: control your indoor from any location with an app, via your local network or internet.
- › Seasonal efficiency values up to A+++ in cooling and heating



								
Coanda effect - heating	Coanda effect - cooling	Intelligent thermal sensor	Onecta app	Econo mode	Energy saving during standby mode	Night set mode	Fan only	Comfort mode
								
Powerful mode	Auto cooling-heating changeover	Indoor unit silent operation	Outdoor unit silent operation	3-D air flow	Vertical auto swing	Horizontal auto swing	Auto fan speed	Fan speed steps

1 Features

1 - 1 FTXA-DL



Dry programme



Silver allergen removal and air purifying filter



Flash Streamer



Practically inaudible



Titanium apatite deodorising filter



Air filter



Weekly timer



Infrared remote control



Wired remote control



Centralised control



Auto-restart



Self diagnosis



Multi model application

2 Specifications

2 - 1 Specifications

Technical specifications				FTXA20DL	FTXA25DL	FTXA35DL	FTXA42DL	FTXA50DL		
Power input	Cooling	Nom.	kW	0.020	0.022	0.023	0.028	0.030		
	Heating	Nom.	kW	0.020		0.220	0.036	0.039		
Casing	Colour			Casing: Black, Panel: Dark brown leather						
Dimensions	Unit	Height	mm	295						
		Width	mm	798						
		Depth	mm	189						
	Packed unit	Height	mm	305						
		Width	mm	875						
		Depth	mm	406						
Weight	Unit			kg						
	Packed unit			kg						
Packing	Weight				kg					
	Length				mm					
Heat exchanger	Rows	Quantity		2						
	Fin pitch				mm					
	Face area				m ²					
	Stages	Quantity		18						
	Passes	Quantity		3.385						
	Tube type				ø5 Hi-XB					
	Tube material				Copper					
	Tube diameter		mm		5					
	Fin		Type		Multi slit fin					
	Heat exchanger 2	Quantity				2				
		Length		mm		614				
		Rows	Quantity		1					
		Fin pitch		mm		1.40				
Face area		m ²		0.047						
Stages		Quantity				4				
Fan	Type			Cross flow fan						
	Quantity			1						
Air flow rate	Cooling	High	m ³ /min	11.0	11.5	11.9	13.1	13.5		
			cfm	388	406	420	463	477		
		Medium	m ³ /min	8.2	8.6		9.8	10.4		
	Low	cfm	290	304		346	367			
		m ³ /min			6.1	7.2	7.6			
		cfm			215	254	268			
Air flow rate	Cooling	Silent operation	m ³ /min	4.6				5.2		
			cfm	162				184		
	Heating	High	m ³ /min	10.9	11.1	11.5	14.6	15.1		
			cfm	385	392	406	516	533		
		Medium	m ³ /min	8.7	9.0		10.5	11.1		
			cfm	307	318		371	392		
	Low	Silent operation	m ³ /min	6.4		7.7	8.2			
			cfm	226		272	290			
		Silent operation	m ³ /min	4.5		5.2	5.7			
			cfm	159		184	201			
Fan motor	Quantity			1						
	Model			MM9G21V28VA						
Speed	Cooling	High	rpm	1,100	1,140	1,180	1,210	1,240		
			rpm	870	900		980	1,020		
		Low	rpm	690			780	820		
			Silent operation	rpm		570		620		
	Heating	High	rpm	1,090	1,110	1,140	1,310	1,350		
			rpm	920	940		1,070	1,190		
		Low	rpm	740		850	930			
			Silent operation	rpm		590	640	680		
		Sound power level	Cooling		dBA		57		60	
			Sound pressure level	Cooling	High	dBA	39	40	41	45
dBA	32	33				37	39			
Low	dBA	25			29	31				
	Silent operation	dBA			19	21	24			
Heating	High	dBA		39	40	41	45	46		
		dBA		32	33		37	42		
	Low	dBA		25			29	33		
		Silent operation		dBA		19	21	24		
Refrigerant	Type			R-32						
	GWP			675.0						
Piping connections	Liquid	OD	mm	6.35						
		Gas	OD	mm	9.50		12.7			
	Drain				18					
	Heat insulation				Both liquid and gas pipes					

2 Specifications

2 - 1 Specifications

Technical specifications				FTXA20DL	FTXA25DL	FTXA35DL	FTXA42DL	FTXA50DL
Air filter	Type	Removable / washable						
	Quantity	pc	2					
Air direction control	Right, Left, Horizontal, Downward							
Temperature control	Microcomputer control							
Control systems	Infrared remote control	ARC466A94						
	Wired remote control	BRC073A1						

Standard accessories: Installation manual;Quantity: 1;

Standard accessories: Screw cover;Quantity: 2;

Standard accessories: AAA dry-cell batteries;Quantity: 2;

Standard accessories: General safety precautions;Quantity: 1;

Standard accessories: Operation manual;Quantity: 1;

Standard accessories: Air filter;Quantity: 2;

Standard accessories: Infrared remote control;Quantity: 1;

Standard accessories: Remote controller mounting plate;Quantity: 1;

Standard accessories: Screw bag;Quantity: 1;

Electrical specifications				FTXA20DL	FTXA25DL	FTXA35DL	FTXA42DL	FTXA50DL	
Power supply	Name	V1							
	Phase	1~							
	Frequency	Hz	50						
	Voltage	V	220-240						
Current	Nominal running current (RLA) - 50Hz	Heating	A	0.3	0.4		0.5	0.6	
		3							
Wiring connections - 50Hz	For power supply	Quantity	3 for power supply, 4 for interunit wiring (Earth wire included)						
Current	Nominal running current (RLA)	Cooling	A	0.3	0.4		0.5	0.6	

3 Options

3 - 1 Options

3

CTXA-DC / CTXA-DG / CTXA-DL / CTXA-DP / CTXA-DY
FTXA-DC / FTXA-DG / FTXA-DL / FTXA-DP / FTXA-DY

Option kit	Product name	Remark	Applicable models						
			Class	Casing	Factory	D/C			
			15	20	25	35	42	50	30
			CTXA15D2V1B(G/P/L/C/Y)	FTXA20D2V1B(G/P/L/C/Y)	FTXA25D2V1B(G/P/L/C/Y)	FTXA35D2V1B(G/P/L/C/Y)	FTXA42D2V1B(G/P/L/C/Y)	FTXA50D2V1B(G/P/L/C/Y)	FTXA30D2V1B(G/P/L/Y)
Wired remote control	BRC073A1	(2)(3)	✓	✓	✓	✓	✓	✓	✓
Extension cord for wired remote control (-3 m)	BRCW901A03		✓	✓	✓	✓	✓	✓	✓
Extension cord for wired remote control (-8 m)	BRCW901A08		✓	✓	✓	✓	✓	✓	✓
Intelligent Tablet Controller	DCC601A51	(2)(3)	✓	✓	✓	✓	✓	✓	✓
Wiring adaptor (normal open contact - normal open pulse contact)	KRP413AB15	(2)(3)	✓	✓	✓	✓	✓	✓	✓
Interface adaptor for DIII-NET	KRP9288B25	(2)(3)	✓	✓	✓	✓	✓	✓	✓
Central remote control	DCS302CA51	(2)(3)	✓	✓	✓	✓	✓	✓	✓
Unified ON/OFF controller	DCS301BA51	(2)(3)	✓	✓	✓	✓	✓	✓	✓
Schedule timer	DST301BA51	(2)(3)	✓	✓	✓	✓	✓	✓	✓
Intelligent Touch Manager	DCM601A5A	(2)(3)	✓	✓	✓	✓	✓	✓	✓
Modbus interface	EKM8DXA7V1	(2)(3)	✓	✓	✓	✓	✓	✓	✓
Modbus gateway	RTD-RA	(2)(3)	✓	✓	✓	✓	✓	✓	✓
KNX interface	KLIC-DD	(2)(3)	✓	✓	✓	✓	✓	✓	✓
Titanium apatite deodorising filter without frame	KAF970A46	(1)	✓	✓	✓	✓	✓	✓	✓
Conversion wire harness	EKRS21		✓	✓	✓	✓	✓	✓	✓

Notes

- Standard accessory
- This option features a(n) S21 connector. To connect this option to the indoor unit, therefore conversion wire harness EKRS21 is required.
- This option cannot operate together with the wireless LAN functionality that is a standard feature of the indoor unit. When connecting this option to the indoor unit, turn off the indoor unit's wireless LAN functionality.

4D160899A

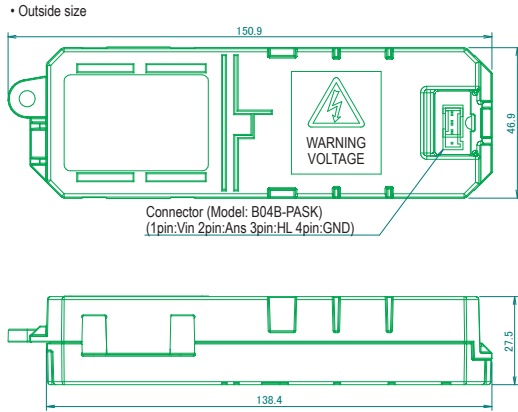
4 Dimensional drawings

4 - 1 Dimensional Drawings

CTXA-DC / CXTA-DG / CXTA-DL / CXTA-DP / CXTA-DY
FTXA-DC / FTXA-DG / FTXA-DL / FTXA-DP / FTXA-DY

Main specifications

Items	Contents		
Outside	Outside size	150.9×46.9×27.5mm	
	Weight	100g	
Material of resin	Material	ABS	
	Flame retardance	UL94-5VA	
	Tracking index	Over CTI600V	
Applicable laws	Electrical Appliance and Material Safety Act IEC60335-1(4th), IEC60335-2-65(4th)		
Ambient conditions	Storage temperature	-25~70 (Non-Energization)	
	Operating ambient temperature	-10~60 (Energization)	
Basic specifications	Operating ambient humidity	5~95%RH (No dew deposit)	
	Input voltage	14V±5%	
	Maximum output voltage	6.5±0.5kV	
	Rating output voltage	5.0±0.5kV	
	Rating output current	Hi	55.5μA±10%
		Lo	10μA±10%
	ON/OFF	Inputted voltage into Vin (ON/OFF)	
	Hi ↔ Lo Switching	Inputted 5V into HL (Loe tap)	
	Current monitor	Yes	
	Detectable over current	Yes	
Detectable low voltage	Under 3kV		
Generation amount of Ozone	4.26ml/hr (Hi 14±2; 50±10%RH)		
Method of mounting	Fixing by the right and left hook Fixing by the screw section		

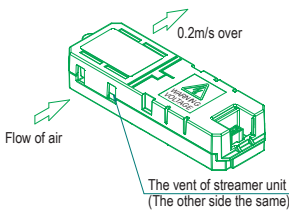


• Outside size

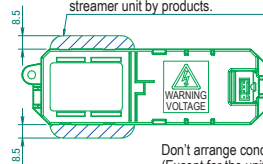
Connector (Model: B04B-PASK)
(1pin:Vin 2pin:Ans 3pin:HL 4pin:GND)

• Method of mounting

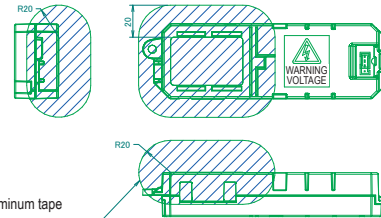
Don't blockage the vent of streamer unit.
Ensure the exit wind speed 0.2m/sec of the vent.
Ensure the spatial distance 8.5mm over at the vent of streamer unit.



Ensure the spatial distance 8.5mm over at the vent of streamer unit by products.



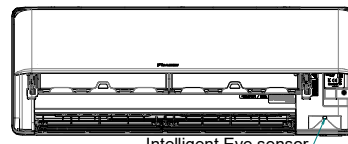
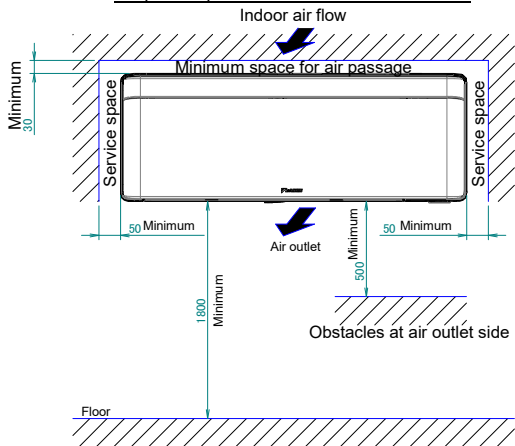
Don't arrange conduction material within 20mm of the aluminum tape (Except for the unit fixing screw).



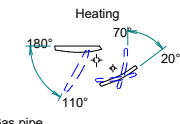
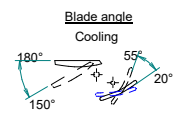
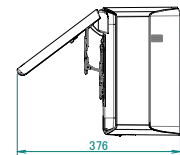
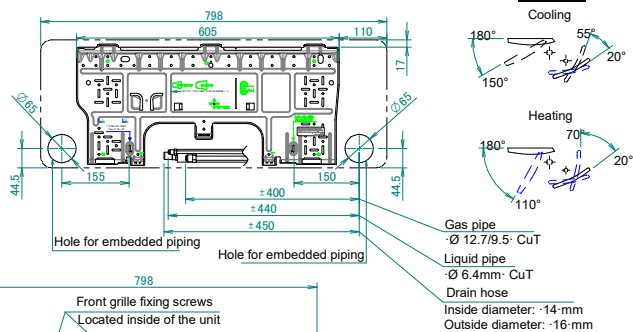
3D095530G

CTXA-DC / CXTA-DG / CXTA-DL / CXTA-DP / CXTA-DY
FTXA-DC / FTXA-DG / FTXA-DL / FTXA-DP / FTXA-DY

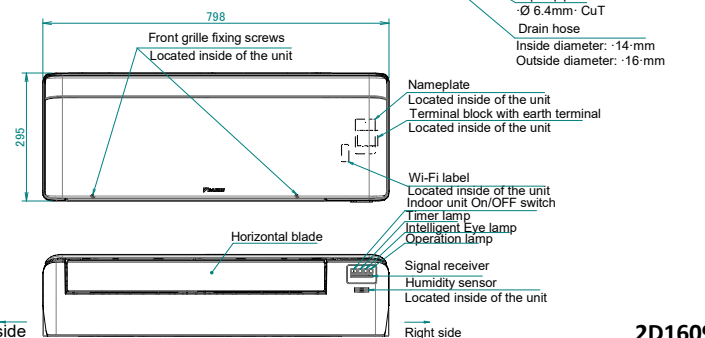
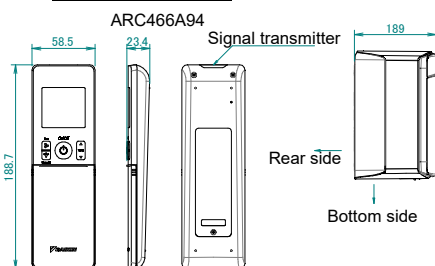
Required space for service and ventilation



Standard location of holes in the wall



Wireless remote control



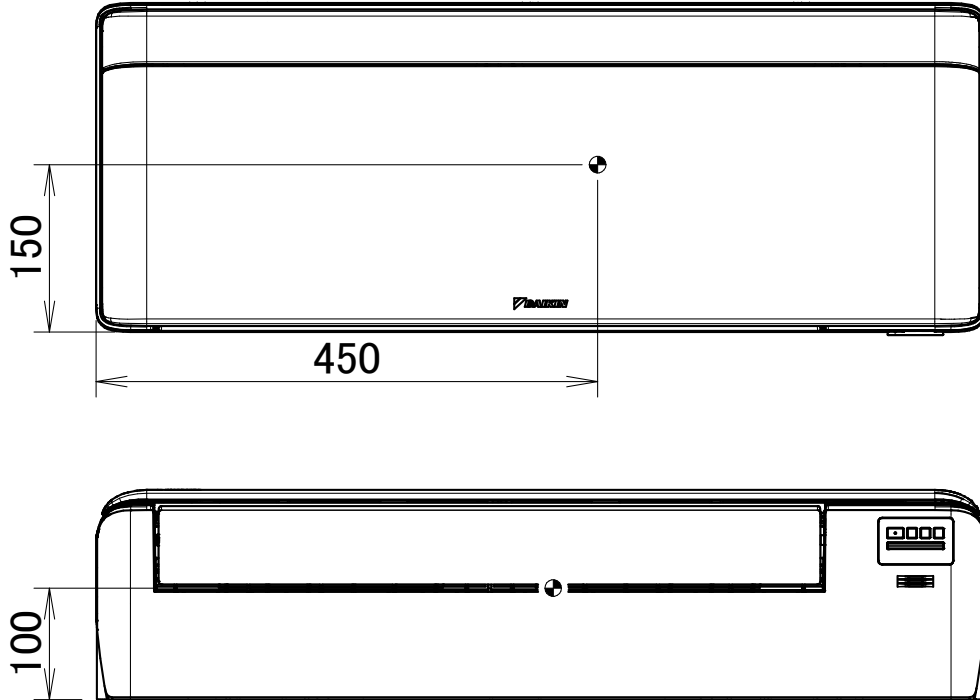
2D160904

5 Centre of gravity

5 - 1 Centre of Gravity

CTXA-DC / CXTA-DG / CXTA-DL / CXTA-DP / CXTA-DY
FTXA-DC / FTXA-DG / FTXA-DL / FTXA-DP / FTXA-DY

5









4D147660

6 Piping diagrams



6 - 1 Piping Diagrams

CTXA-DC / CXTA-DG / CXTA-DL / CXTA-DP / CXTA-DY
 FTXA-DC / FTXA-DG / FTXA-DL / FTXA-DP / FTXA-DY

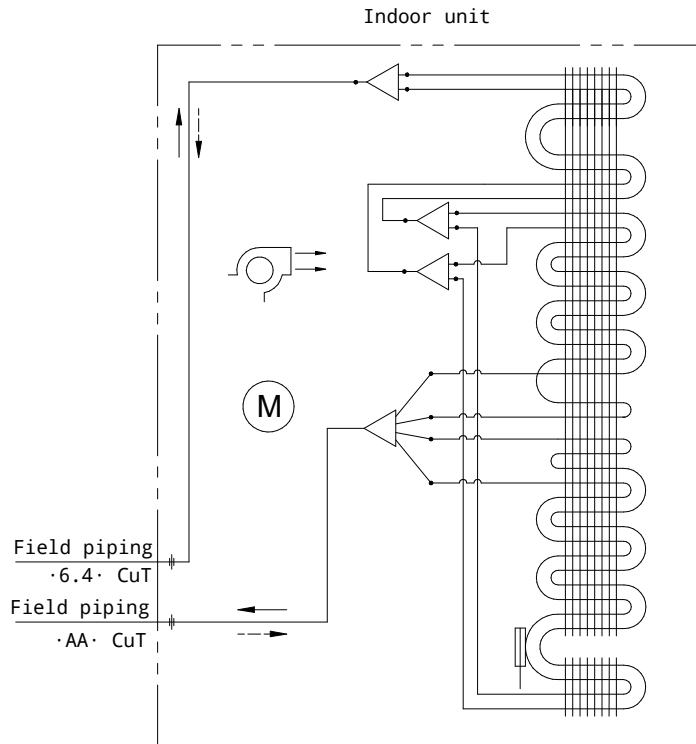
Legend

-  Fan motor
-  Thermistor
-  Heat exchanger
-  Crossflow fan
-  Distributor
-  Screw connection

Refrigerant flow

-  Cooling
-  Heating

AA	Class
9.5	15~42
12.7	50

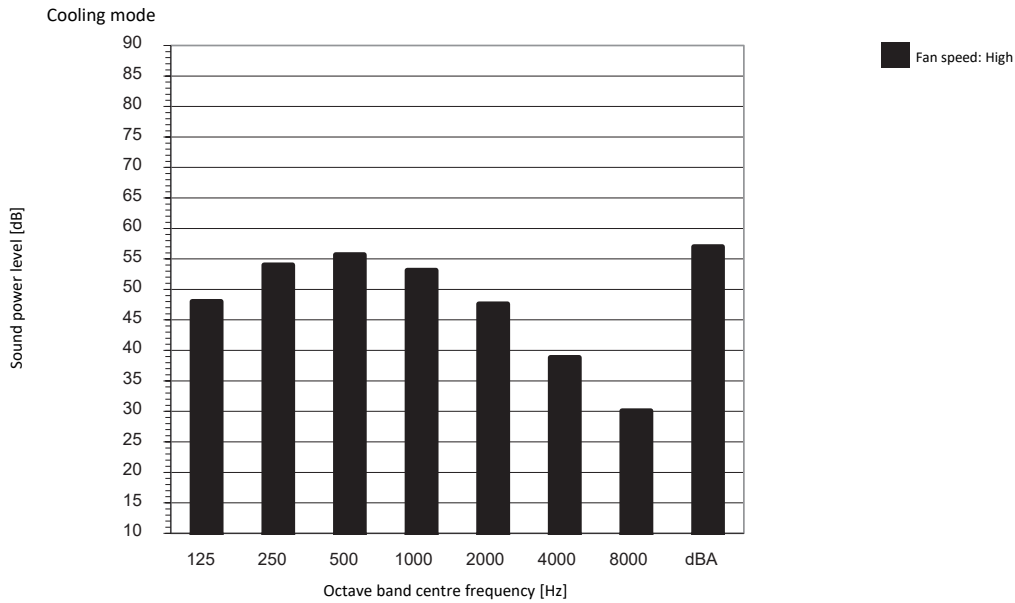


3D147549

8 Sound data

8 - 1 Sound Power Spectrum

CTXA20DC / CTXA20DG / CTXA20DL / CTXA20DP / CTXA20DY
 FTXA20DC / FTXA20DG / FTXA20DL / FTXA20DP / FTXA20DY

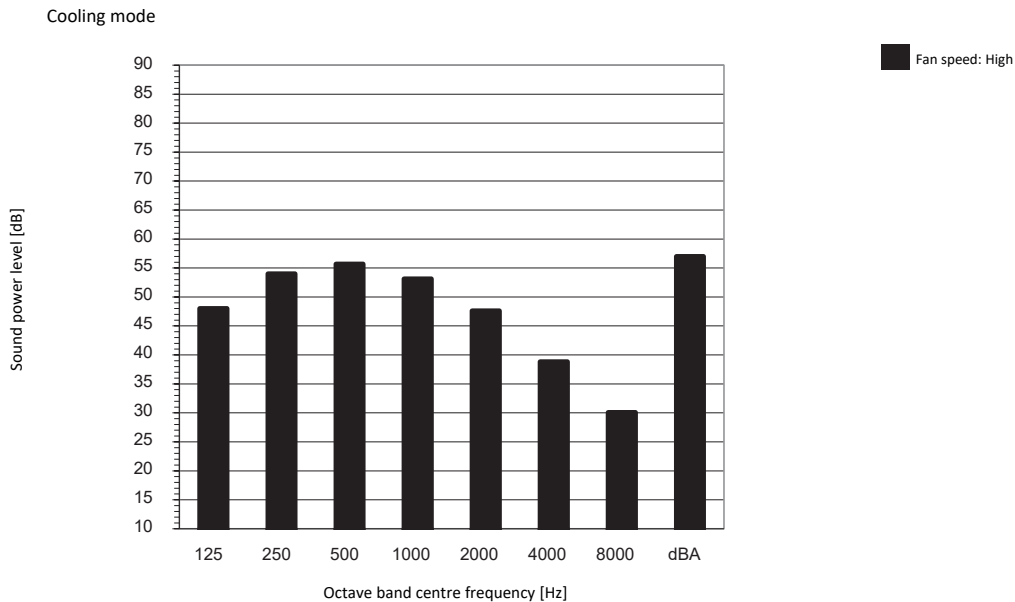


Notes

1. dBA = A-weighted sound power level (A scale according to IEC).
2. Reference acoustic intensity $0\text{dB} = 10^{-12} \text{ W/m}^2$
3. Measured according to ISO 3744

3D115037B

FTXA25DC / FTXA25DG / FTXA25DL / FTXA25DP / FTXA25DY



Notes

1. dBA = A-weighted sound power level (A scale according to IEC).
2. Reference acoustic intensity $0\text{dB} = 10^{-12} \text{ W/m}^2$
3. Measured according to ISO 3744

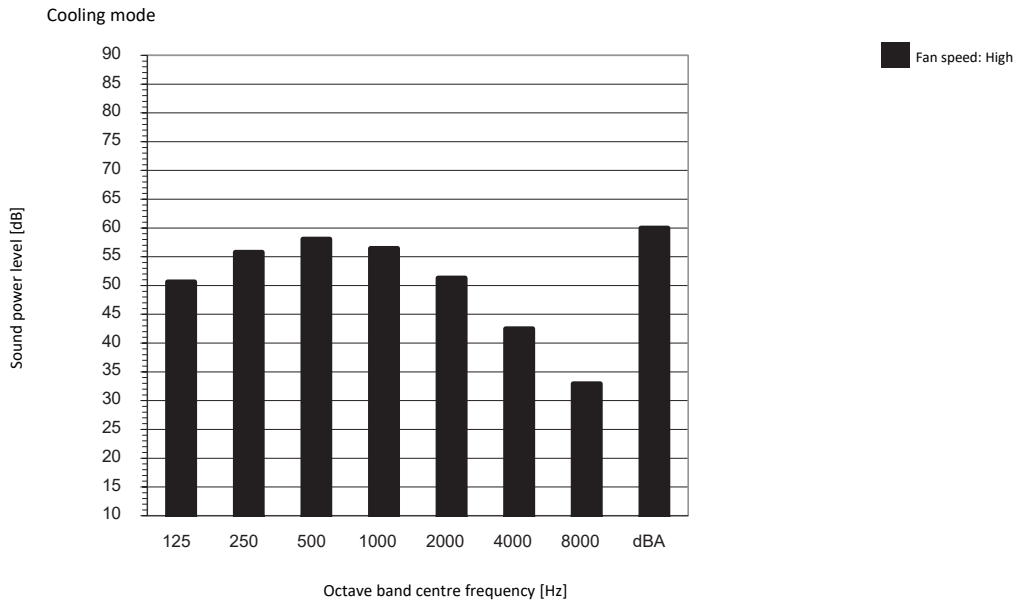
3D115038B

8 Sound data

8 - 1 Sound Power Spectrum

8

FTXA35DC / FTXA35DG / FTXA35DL / FTXA35DP / FTXA35DY

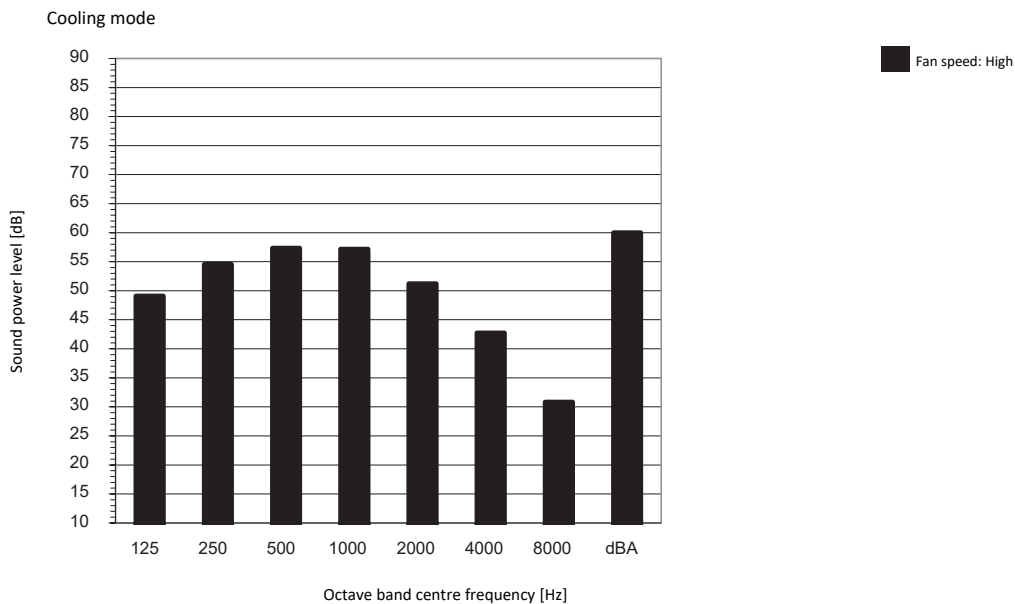


Notes

1. dBA = A-weighted sound power level (A scale according to IEC).
2. Reference acoustic intensity $0\text{dB} = 10^{-12} \text{ W/m}^2$
3. Measured according to ISO 3744

3D115039B

FTXA42DC / FTXA42DG / FTXA42DL / FTXA42DP / FTXA42DY



Notes

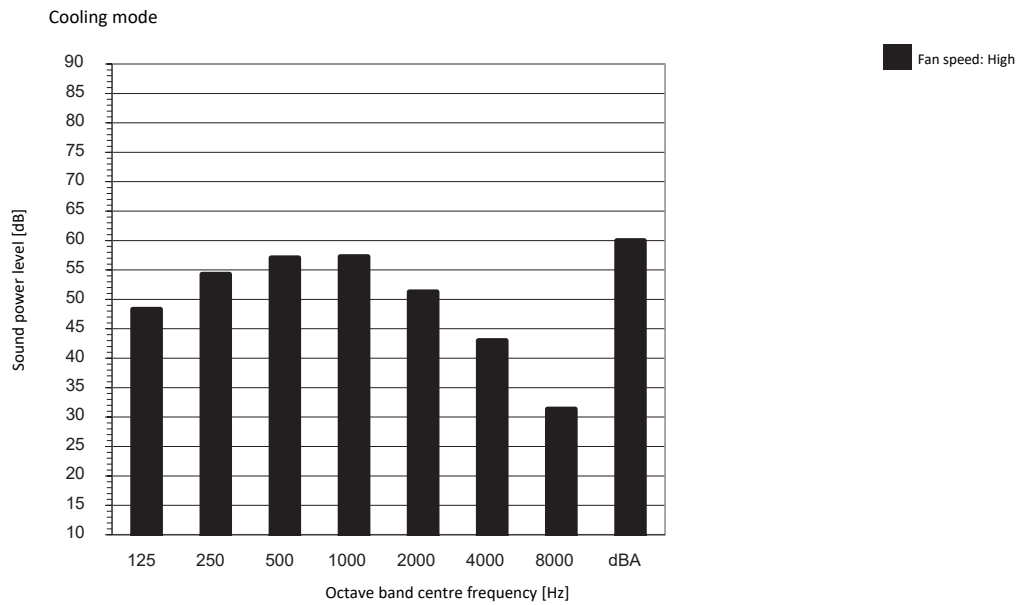
1. dBA = A-weighted sound power level (A scale according to IEC).
2. Reference acoustic intensity $0\text{dB} = 10^{-12} \text{ W/m}^2$
3. Measured according to ISO 3744

3D115040B

8 Sound data

8 - 1 Sound Power Spectrum

FTXA50DC / FTXA50DG / FTXA50DL / FTXA50DP / FTXA50DY



Notes

1. dBA = A-weighted sound power level (A scale according to IEC).
2. Reference acoustic intensity $0\text{dB} = 10^{-12} \text{ W/m}^2$
3. Measured according to ISO 3744

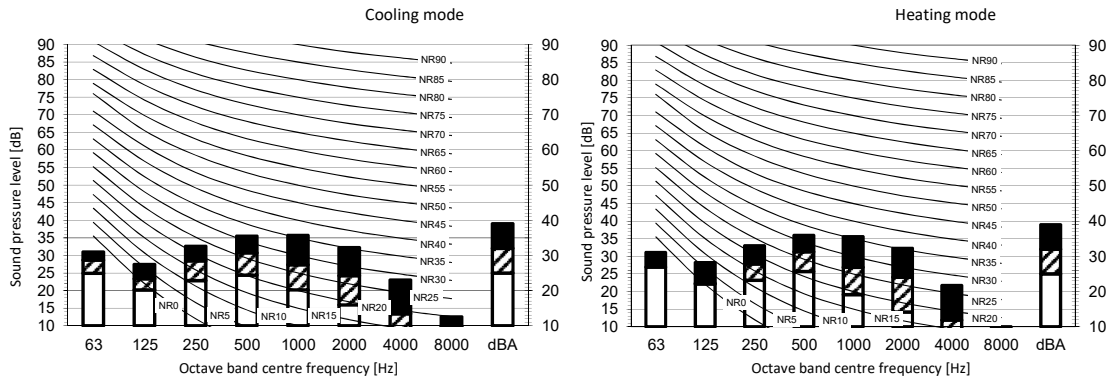
3D115041B

8 Sound data

8 - 2 Sound Pressure Spectrum

8

FTXA20DC / FTXA20DG / FTXA20DL FTXA20DP / FTXA20DY



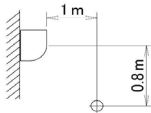
Legend

dBA = A-weighted sound pressure level (A scale according to IEC).

A Scale

- B Fan speed : High
- C Fan speed : Medium
- D Fan speed : Low

Location of microphone



Cooling		Total dB		
A	B	C	D	
dBA	39	32	25	

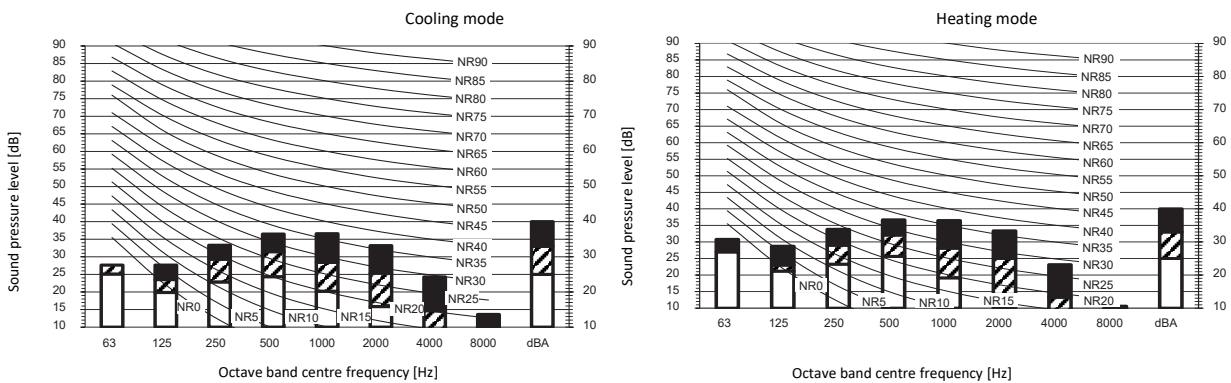
Heating		Total dB		
A	B	C	D	
dBA	39	32	25	

Notes

1. Operating conditions: power source 220-240 V 50 Hz; JIS standard
2. Background noise already taken into account.
3. Operating noise varies depending on operation and ambient conditions.
4. The operation noise measuring method is in accordance with JISC9612.
5. Measuring location: anechoic chamber

3D114919C

FTXA25DC / FTXA25DG / FTXA25DL FTXA25DP / FTXA25DY



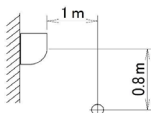
Legend

dBA = A-weighted sound pressure level (A scale according to IEC).

A Scale

- B Fan speed : High
- C Fan speed : Medium
- D Fan speed : Low

Location of microphone



Cooling		Total dB		
A	B	C	D	
dBA	40	33	25	

Heating		Total dB		
A	B	C	D	
dBA	40	33	25	

Notes

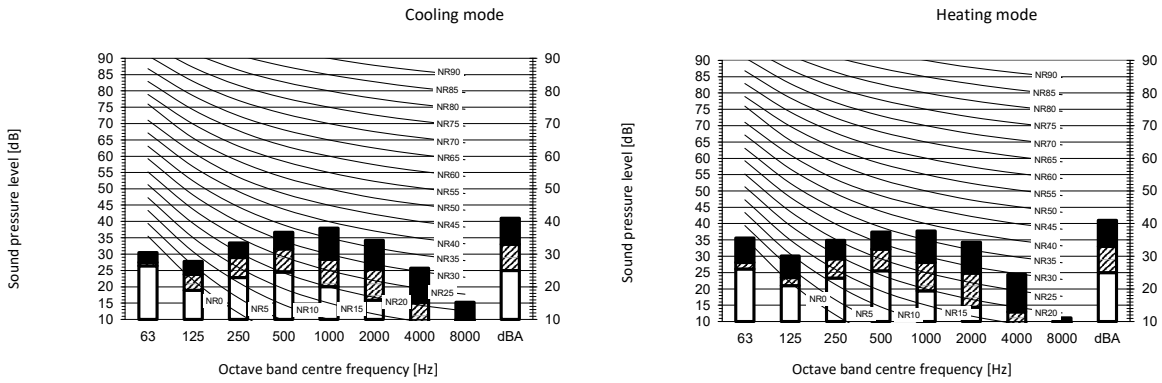
1. Operating conditions: power source 220-240 V 50 Hz; JIS standard
2. Background noise already taken into account.
3. Operating noise varies depending on operation and ambient conditions.
4. The operation noise measuring method is in accordance with JISC9612.
5. Measuring location: anechoic chamber

3D114920C

8 Sound data

8 - 2 Sound Pressure Spectrum

FTXA35DC / FTXA35DG / FTXA35DL FTXA35DP / FTXA35DY



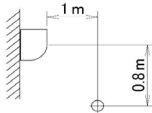
Legend

dBA = A-weighted sound pressure level (A scale according to IEC).

A Scale

- B Fan speed : High
- C Fan speed : Medium
- D Fan speed : Low

Location of microphone



Cooling		Total dBA			
A	B	C	D		
dBA	41	33	25		

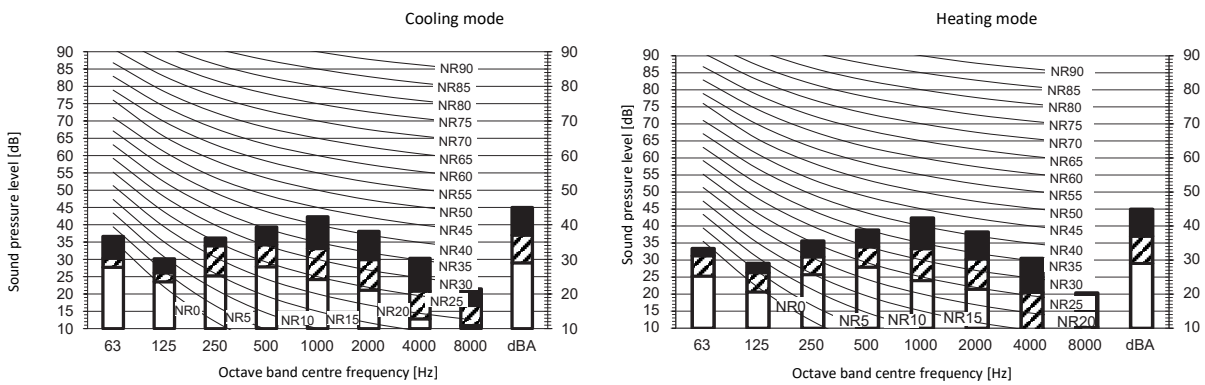
Heating		Total dBA			
A	B	C	D		
dBA	41	33	25		

Notes

1. Operating conditions: power source 220-240 V 50 Hz; JIS standard
2. Background noise already taken into account.
3. Operating noise varies depending on operation and ambient conditions.
4. The operation noise measuring method is in accordance with JISC9612.
5. Measuring location: anechoic chamber

3D114921C

FTXA42DC / FTXA42DG / FTXA42DL FTXA42DP / FTXA42DY



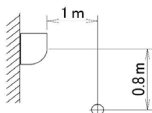
Legend

dBA = A-weighted sound pressure level (A scale according to IEC).

A Scale

- B Fan speed : High
- C Fan speed : Medium
- D Fan speed : Low

Location of microphone



Cooling		Total dBA			
A	B	C	D		
dBA	45	37	29		

Heating		Total dBA			
A	B	C	D		
dBA	45	37	29		

Notes

1. Operating conditions: power source 220-240 V 50 Hz; JIS standard
2. Background noise already taken into account.
3. Operating noise varies depending on operation and ambient conditions.
4. The operation noise measuring method is in accordance with JISC9612.
5. Measuring location: anechoic chamber

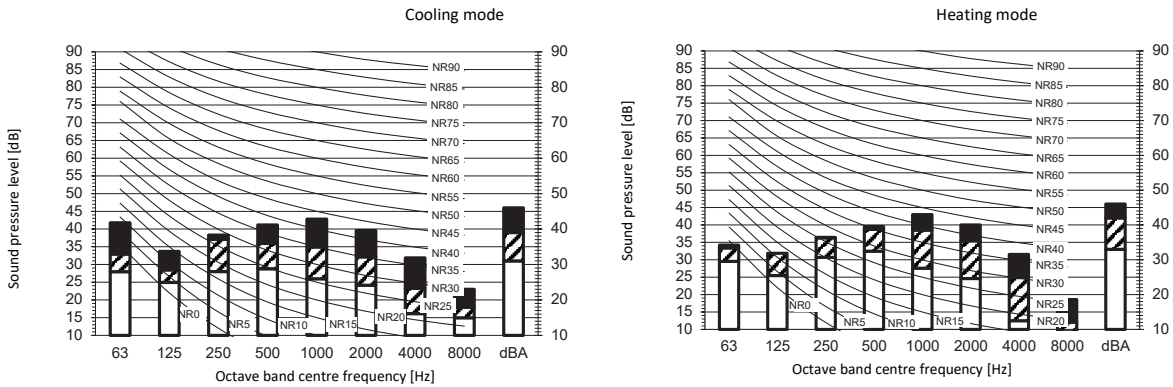
3D114922C

8 Sound data

8 - 2 Sound Pressure Spectrum

8

**FTXA50DC / FTXA50DG / FTXA50DL
FTXA50DP / FTXA50DY**



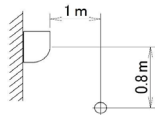
Legend

dBA = A-weighted sound pressure level (A scale according to IEC).

A Scale

- B Fan speed : High
- C Fan speed : Medium
- D Fan speed : Low

Location of microphone



Cooling		Total dB		
A	B	C	D	
dBA	46	39	31	


Heating		Total dB		
A	B	C	D	
dBA	46	42	33	

Notes

1. Operating conditions: power source 220-240 V 50 Hz; JIS standard
2. Background noise already taken into account.
3. Operating noise varies depending on operation and ambient conditions.
4. The operation noise measuring method is in accordance with JISC9612.
5. Measuring location: anechoic chamber

3D114923D

Daikin Europe N.V. Naamloze Vennootschap · Zandvoordestraat 300 · 8400 Oostende · Belgium · www.daikin.eu · BE 0412 120 336 · RPR Oostende (Responsible Editor)



Daikin Europe N.V. participates in the ECP programmes for Fan Coil Units and Variable Refrigerant Flow systems. Daikin Applied Europe S.p.A. participates in the ECP programmes for Liquid Chilling Packages and Hydronic Heat Pumps. Check ongoing validity of certificate: www.eurovent-certification.com

EEEN26

02/2026



The present leaflet is drawn up by way of information only and does not constitute an offer binding upon Daikin Europe N.V. Daikin Europe N.V. has compiled the content of this leaflet to the best of its knowledge. No express or implied warranty is given for the completeness, accuracy, reliability or fitness for particular purpose of its content and the products and services presented therein. Specifications are subject to change without prior notice. Daikin Europe N.V. explicitly rejects any liability for any direct or indirect damage, in the broadest sense, arising from or related to the use and/or interpretation of this leaflet. All content is copyrighted by Daikin Europe N.V.