EEDEN26

Wall mounted unit
Air Conditioning Technical Data
FTXM-B



TABLE OF CONTENTS

FTXM-B

1	Features	4
	FTXM-B	4
2	Specifications	6
3	Options	9
4	Dimensional drawings	10
5	Centre of gravity	11
6	Piping diagrams	12
7	Wiring diagrams	16
	Wiring Diagrams - Single Phase	16
8	Sound data	18
	Sound Power Spectrum	18
	Sound Pressure Spectrum	22

1 Features

1 - 1 FTXM-B

Attractive, wall mounted design with perfect indoor air quality

1

- Seasonal efficiency values up to A+++ in cooling and heating in pair and multi
- Designed to provide enhanced comfort with even temperature distribution throughout the room. The double flaps direct the air towards the ceiling in heating and along the wall in heating.
- 2 area motion detection sensor: air flow is sent to a zone other than where the person is located at that moment; if no people are detected, the unit will automatically switch over to the energy-efficient setting.
- Set temperature can be reached up to 14% faster compared to a reference Daikin system under specified test conditions (pair only) based on our internal testings.
- The dust filter is designed to help reduce airborne dust particles and certain contaminants, supporting improved indoor air quality.
- Uses Daikin Flash Streamer technology, designed to help reduce certain airborne allergens and odours, supporting improved indoor air quality.
- Silver allergen filter captures allergens such as pollen and supports improved indoor air quality.
- Voice command via Amazon Alexa or Google Assistant to control main functions such as set point, operation mode, fan speed, etc
- Onecta app: control your indoor from any location with an app, via your local network or internet.
- Quiet operation: down to 19dBA sound pressure level
- 3-D air flow combines vertical and horizontal auto swing to circulate a stream of warm or cool air right to the corners of even large spaces



Onecta app | Econo mode | 2 area motion detection sensor | Energy saving during standby mode | Night set mode | Fan only | On/off contact | Temperature setting limitation | Powerful mode

Auto cooling-heating changeover | Whisper quiet | Indoor unit silent operation | Outdoor unit silent operation | Heat boost | Comfort+ | Hot air preference | 3-D air flow | Vertical auto swing

1 Features

1 - 1 FTXM-B


Horizontal auto swing



Auto fan speed



Dry programme


Silver allergen removal and air purifying filter



Flash Streamer


Practically inaudible


Titanium apatite deodorising filter



Weekly timer


Infrared remote control


Wired remote control


Centralised control



Auto-restart


Multi model application


Weather compensation function

2 Specifications

2 - 1 Specifications

Technical specifications					FTXM20B	FTXM25B	FTXM35B	FTXM42B	FTXM50B
Power input	Cooling	Nom.		kW	0.019		0.029	0.031	0.034
	Heating	Nom.		kW	0.018		0.019	0.035	0.036
Casing	Colour				White				
Dimensions	Unit	Height		mm	298				
		Width		mm	804				
		Depth		mm	252				
	Packed unit	Height		mm	350				
		Width		mm	875				
		Depth		mm	380				
Weight	Unit			kg	11.5				
	Packed unit			kg	13				
Packing	Weight			kg	2.0				
Heat exchanger	Length			mm	622				
	Rows	Quantity			2				
	Fin pitch			mm	1.40				
	Face area			m^2	0.214				
	Stages	Quantity			18				
	Passes	Quantity			2.20		2.40	3.43	
	Tube type				ø5 Hi-XB				
	Tube material				Copper				
	Tube diameter			mm	5.0				
	Fin	Type			Multi slit fin				
Heat exchanger 2	Quantity				2		1		
	Length			mm	622				
	Rows	Quantity			1				
	Fin pitch			mm	1.40				
	Face area			m^2	0.047		0.094		
	Stages	Quantity			4		8		
Heat exchanger 3	Quantity			mm	-		1		
	Length			mm	-		622		
	Rows	Quantity			-		1		
	Fin pitch			mm	-		1.40		
	Stages	Quantity			-		4		
Fan	Type				Cross flow fan				
	Air flow rate	Cooling	High	m^3/min	11.9		13.2	13.3	12.7
				cfm	420		466	470	448
Fan	Air flow rate	Cooling	Medium	m^3/min	8.9		9.4	9.8	10.4
				cfm	314		332	346	367
			Low	m^3/min	6.3		7.1	7.2	7.8
				cfm	222		251	254	275
			Silent operation	m^3/min	4.9		4.6	5.0	5.9
				cfm	173		162	177	208
		Heating	High	m^3/min	11.4		11.1	14.0	14.5
				cfm	403		392	494	512
			Medium	m^3/min	9.2		9.4	10.0	11.5
				cfm	325		332	353	406
			Low	m^3/min	6.9			7.1	8.6
				cfm	244			251	304
			Silent operation	m^3/min	4.9		5.1	5.3	6.9
				cfm	173		180	187	244
Fan motor	Model				DFH04E1VA				
	Speed	Steps			5 + silent, + auto				
		Cooling	High	rpm	900		1,040	1,060	1,090
			Medium	rpm	720		800	850	890
			Low	rpm	570		670	680	720
			Silent operation	rpm	480			510	600
		Heating	High	rpm	880		890	1,100	1,110
			Medium	rpm	750		790	860	950
			Low	rpm	620		650	690	780
			Silent operation	rpm	500		530	540	650
	Output	Rated		W	35				
Sound power level	Cooling			dBA	54		58	60	
	Heating			dBA	53			60	
Sound pressure level	Cooling	High		dBA	41		45		46
		Medium		dBA	33		37	38	40
		Low		dBA	25		29	30	33
		Silent operation		dBA	19			21	27
	Heating	High		dBA	39			45	46
		Medium		dBA	34		35	37	41
		Low		dBA	26	27	28	29	34
		Silent operation		dBA	20			21	31
Refrigerant	Type				R-32				
	GWP				675				

2 Specifications

2 - 1 Specifications

Technical specifications				FTXM20B	FTXM25B	FTXM35B	FTXM42B	FTXM50B
Piping connections	Liquid	OD	mm	6.4				
	Gas	OD	mm	9.5				12.7
	Drain			16				
	Heat insulation			Both liquid and gas pipes				
Air filter	Type			Removable / washable				
Air direction control				Right, Left, Horizontal, Downward				
Temperature control				Microcomputer control				
Control systems	Infrared remote control			ARC466A93				
	Wired remote control			BRC073A1				

Technical specifications					FTXM60B	FTXM71B
Power input	Cooling	Nom.		kW	0.035	0.037
	Heating	Nom.		kW	0.034	0.041
Casing	Colour				White	
Dimensions	Unit	Height		mm	298	
		Width		mm	997	
		Depth		mm	292	
	Packed unit	Height		mm	397	
		Width		mm	1,115	
		Depth		mm	377	
Weight	Unit			kg	14.5	
	Packed unit			kg	17	
Packing	Weight			kg	2.5	
Heat exchanger	Length			mm	820	
	Rows	Quantity			2	
	Fin pitch			mm	1.40	
	Face area			m^2	0.281	
	Stages	Quantity			18	
	Passes	Quantity			6.00	4.00
	Tube type				ø5 Hi-XB	
	Tube material				Copper	
	Tube diameter			mm	5.0	
	Fin	Type			Multi slit fin	
Heat exchanger 2	Quantity				1	
	Length			mm	810	
	Rows	Quantity			1	
	Fin pitch			mm	1.40	
	Face area			m^2	0.124	
	Stages	Quantity			8	
Heat exchanger 3	Quantity			mm	1	
	Length			mm	810	
	Rows	Quantity			1	
	Fin pitch			mm	1.40	
	Stages	Quantity			4	
Fan	Type				Cross flow fan	
	Air flow rate	Cooling	High	m^3/min	15.6	15.8
				cfm	551	558
Fan	Air flow rate	Cooling	Medium	m^3/min	13.4	13.6
				cfm	473	480
			Low	m^3/min	11.2	11.4
				cfm	396	403
			Silent operation	m^3/min	8.6	9.3
				cfm	304	328
		Heating	High	m^3/min	15.9	17.3
				cfm	562	611
			Medium	m^3/min	14.6	15.3
				cfm	516	540
			Low	m^3/min	11.8	12.3
				cfm	417	434
			Silent operation	m^3/min	10.5	11.2
				cfm	371	396
Fan motor	Model				MM9E17Y33VA	
	Speed	Steps			5 + silent, + auto	
		Cooling	High	rpm	1,060	1,080
			Medium	rpm	930	950
			Low	rpm	800	820
			Silent operation	rpm	650	700
		Heating	High	rpm	1,050	1,120
			Medium	rpm	980	1,010
			Low	rpm	830	850
			Silent operation	rpm	760	790
	Output	Rated		W	68	

2 Specifications

2 - 1 Specifications

Technical specifications				FTXM60B	FTXM71B
Sound power level	Cooling		dBA	60	
	Heating		dBA	59	61
Sound pressure level	Cooling	High	dBA	46	47
		Medium	dBA	42	43
		Low	dBA	37	38
		Silent operation	dBA	30	32
	Heating	High	dBA	45	46
		Medium	dBA	41	42
		Low	dBA	36	37
		Silent operation	dBA	33	34
Refrigerant	Type			R-32	
	GWP			675	
Piping connections	Liquid	OD	mm	6.4	
	Gas	OD	mm	12.7	15.9
	Drain			16	
	Heat insulation			Both liquid and gas pipes	
Air filter	Type			Removable / washable	
Air direction control				Right, Left, Horizontal, Downward	
Temperature control				Microcomputer control	
Control systems	Infrared remote control			ARC466A93	
	Wired remote control			BRC073A1	

Standard accessories: Installation manual;Quantity: 1;

Standard accessories: Wireless remote control;Quantity: 1;

Standard accessories: Installation plate;Quantity: 1;

Standard accessories: Screw cover;Quantity: 2;

Standard accessories: AAA dry-cell batteries;Quantity: 2;

Standard accessories: General safety precautions;Quantity: 1;

Standard accessories: Operation manual;Quantity: 1;

Standard accessories: Titanium apatite deodorizing filter;Quantity: 1;

Standard accessories: Silver particle filter;Quantity: 1;

Standard accessories: Remote control holder;Quantity: 1;

Standard accessories: Screw bag;Quantity: 1;

Electrical specifications				FTXM20B	FTXM25B	FTXM35B	FTXM42B	FTXM50B
Power supply	Name			V1				
	Phase			1~				
	Frequency		Hz	50				
	Voltage		V	220-240				
Wiring connections	For power supply	Quantity		3				
- 50Hz		Remark		3 for power supply, 4 for interunit wiring (Earth wire included)				
Current	Nominal running current (RLA)	Cooling	A	0.3		0.4		

Electrical specifications				FTXM60B	FTXM71B
Power supply	Name			V1	
	Phase			1~	
	Frequency		Hz	50	
	Voltage		V	220-240	
Wiring connections	For power supply	Quantity		3	
- 50Hz		Remark		3 for power supply, 4 for interunit wiring (Earth wire included)	
Current	Nominal running current (RLA)	Cooling	A	0.3	0.4

(1)Cooling: indoor temp. 27°CDB, 19°CWB; outdoor temp. 35°CDB; equivalent piping length: 5m; level difference: 0m |
(2)Heating: indoor temp. 20°CDB; outdoor temp. 7°CDB, 6°CWB; equivalent refrigerant piping: 5m; level difference: 0m

3 Options

3 - 1 Options

ATXM-B
CTXM-B
FTXM-B

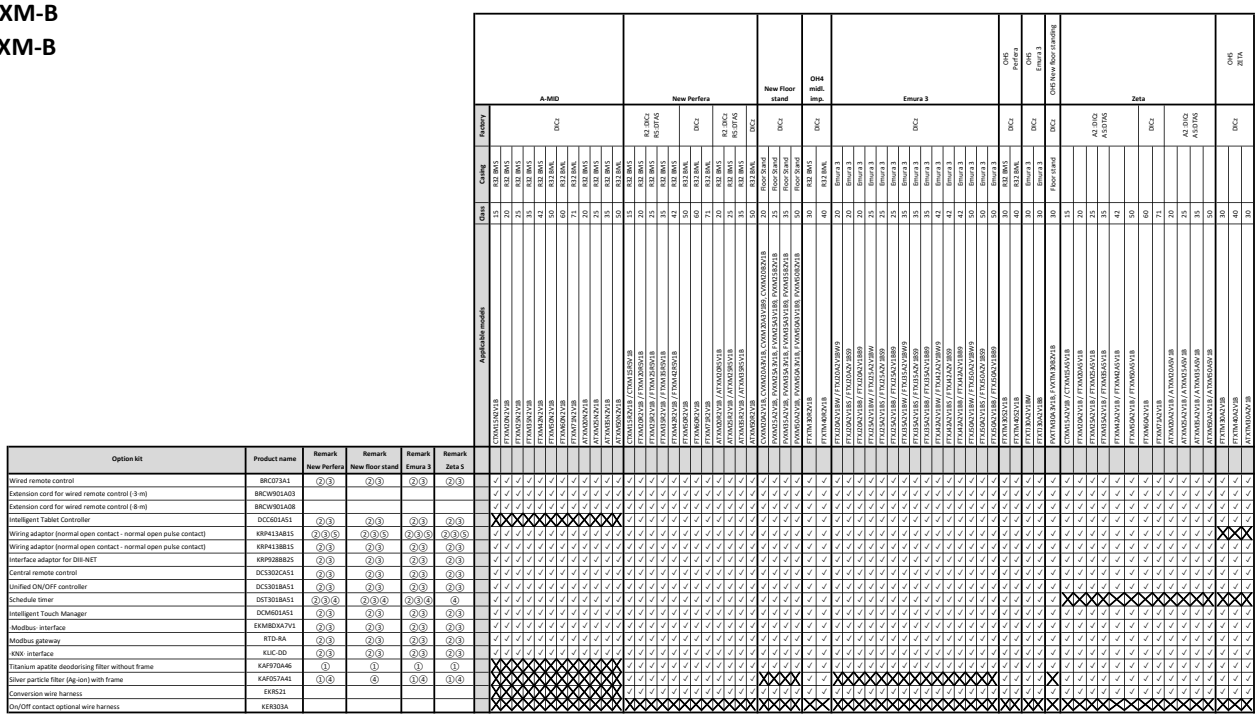

Option kit	Product name	Remark New Perfera	Remark New Floor stand	Remark Emura 3	Remark Zeta S
Wired remote control	BRC073A1	②③	②③	②③	②③
Extension cord for wired remote control (-3 m)	BRCW901A03				
Extension cord for wired remote control (-8 m)	BRCW901A08				
Intelligent Tablet Controller	DCC601A51	②③	②③	②③	②③
Wiring adaptor (normal open contact - normal open pulse contact)	KRP413AB1S	②③⑤	②③⑤	②③⑤	②③⑤
Wiring adaptor (normal open contact - normal open pulse contact)	KRP413BB1S	②③	②③	②③	②③
Interface adaptor for DIII-NET	KRP928BB2S	②③	②③	②③	②③
Central remote control	DCS302CA51	②③	②③	②③	②③
Unified ON/OFF controller	DCS301BA51	②③	②③	②③	②③
Schedule timer	DST301BA51	②③④	②③④	②③④	④
Intelligent Touch Manager	DCM601A51	②③	②③	②③	②③
-Modbus- interface	EKMBDXA7V1	②③	②③	②③	②③
Modbus gateway	RTD-RA	②③	②③	②③	②③
-KNX- interface	KLIC-DD	②③	②③	②③	②③
Titanium apatite deodorising filter without frame	KAF970A46	①	①	①	①
Silver particle filter (Ag-ion) with frame	KAF057A41	①④	④	①④	①④
Conversion wire harness	EKRS21				
On/Off contact optional wire harness	KER303A				

Notes

1. Standard accessory
2. This option features a(n) -S21- connector. To connect this option to the indoor unit, therefore conversion wire harness -EKRS21- is required.
3. This option cannot operate together with the wireless LAN functionality that is a standard feature of the indoor unit.
   When connecting this option to the indoor unit, turn off the indoor unit's wireless LAN functionality.
4. This option is no longer produced.
5. Option -KRP413AB1S- was replaced by option -KRP413BB1S-.

3D120481N

ATXM-B
CTXM-B
FTXM-B

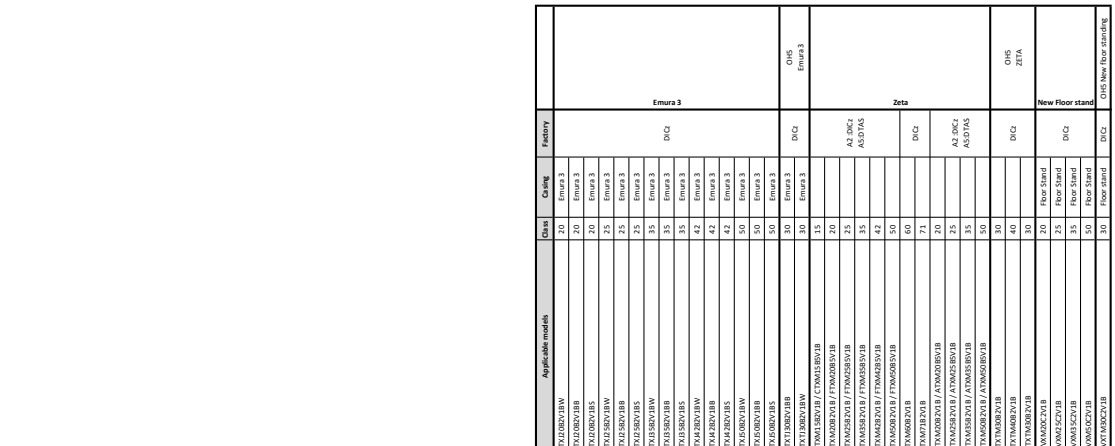

Option kit	Product name	Remark New Perfera	Remark New floor stand	Remark Emura 3	Remark Zeta S
Wired remote control	BRC073A1	②③	②③	②③	②③
Extension cord for wired remote control (-3-m)	BRCW901A03				
Extension cord for wired remote control (-8-m)	BRCW901A08				
Intelligent Tablet Controller	DCC601A51	②③	②③	②③	②③
Wiring adaptor (normal open contact - normal open pulse contact)	KRP413AB1S	②③⑤	②③⑤	②③⑤	②③⑤
Wiring adaptor (normal open contact - normal open pulse contact)	KRP413BB1S	②③	②③	②③	②③
Interface adaptor for DIII-NET	KRP928BB2S	②③	②③	②③	②③
Central remote control	DCS302CA51	②③	②③	②③	②③
Unified ON/OFF controller	DCS301BA51	②③	②③	②③	②③
Schedule timer	DST301BA51	②③④	②③④	②③④	④
Intelligent Touch Manager	DCM601A51	②③	②③	②③	②③
-Modbus- interface	EKMBDXA7V1	②③	②③	②③	②③
Modbus gateway	RTD-RA	②③	②③	②③	②③
-KNX- interface	KLIC-DD	②③	②③	②③	②③
Titanium apatite deodorising filter without frame	KAF970A46	①	①	①	①
Silver particle filter (Ag-ion) with frame	KAF057A41	①④	④	①④	①④
Conversion wire harness	EKRS21				
On/Off contact optional wire harness	KER303A				

Notes

1. Standard accessory
2. This option features a(n) -S21- connector. To connect this option to the indoor unit, therefore conversion wire harness -EKRS21- is required.
3. This option cannot operate together with the wireless LAN functionality that is a standard feature of the indoor unit.
   When connecting this option to the indoor unit, turn off the indoor unit's wireless LAN functionality.
4. This option is no longer produced.
5. Option -KRP413AB1S- was replaced by option -KRP413BB1S-.

3D120481N

4 Dimensional drawings

4 - 1 Dimensional Drawings

ATXM-B / CTXM-B / FTXM20-50B

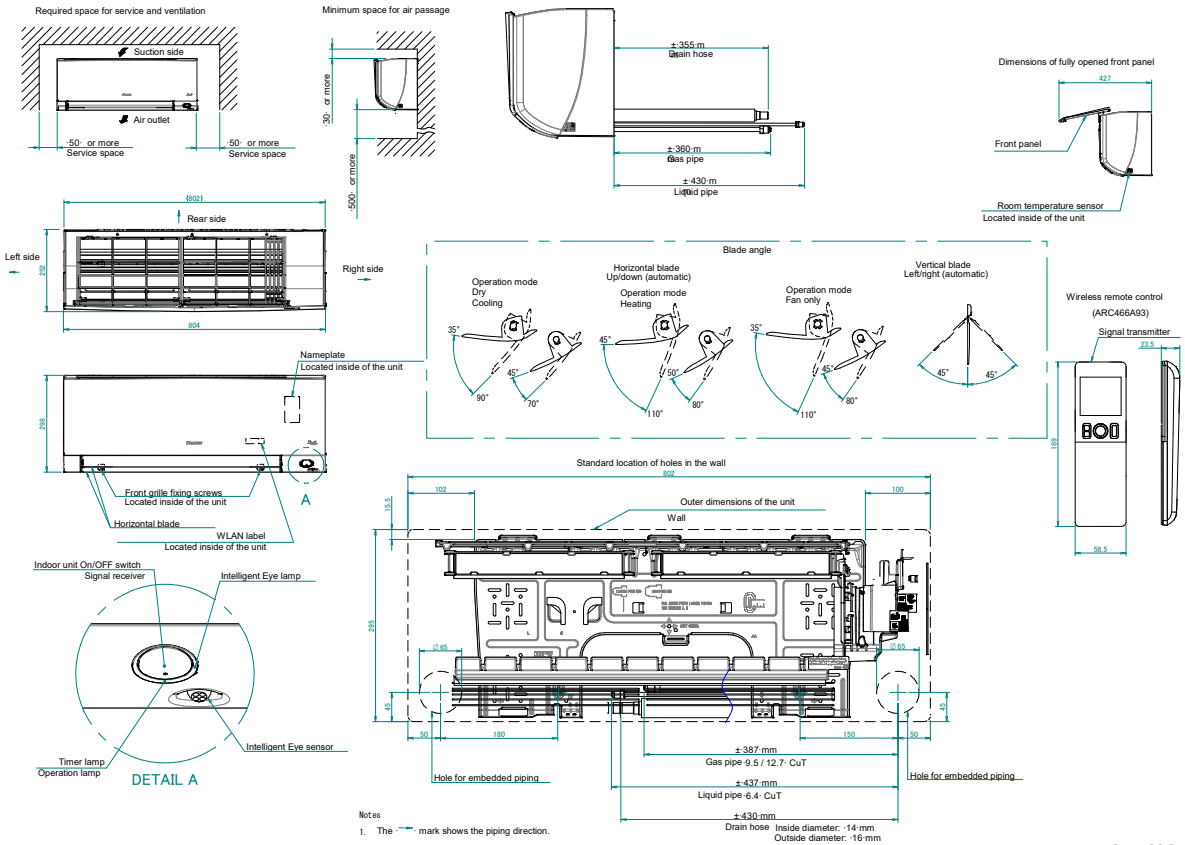

2D163914

FTXM60-71B

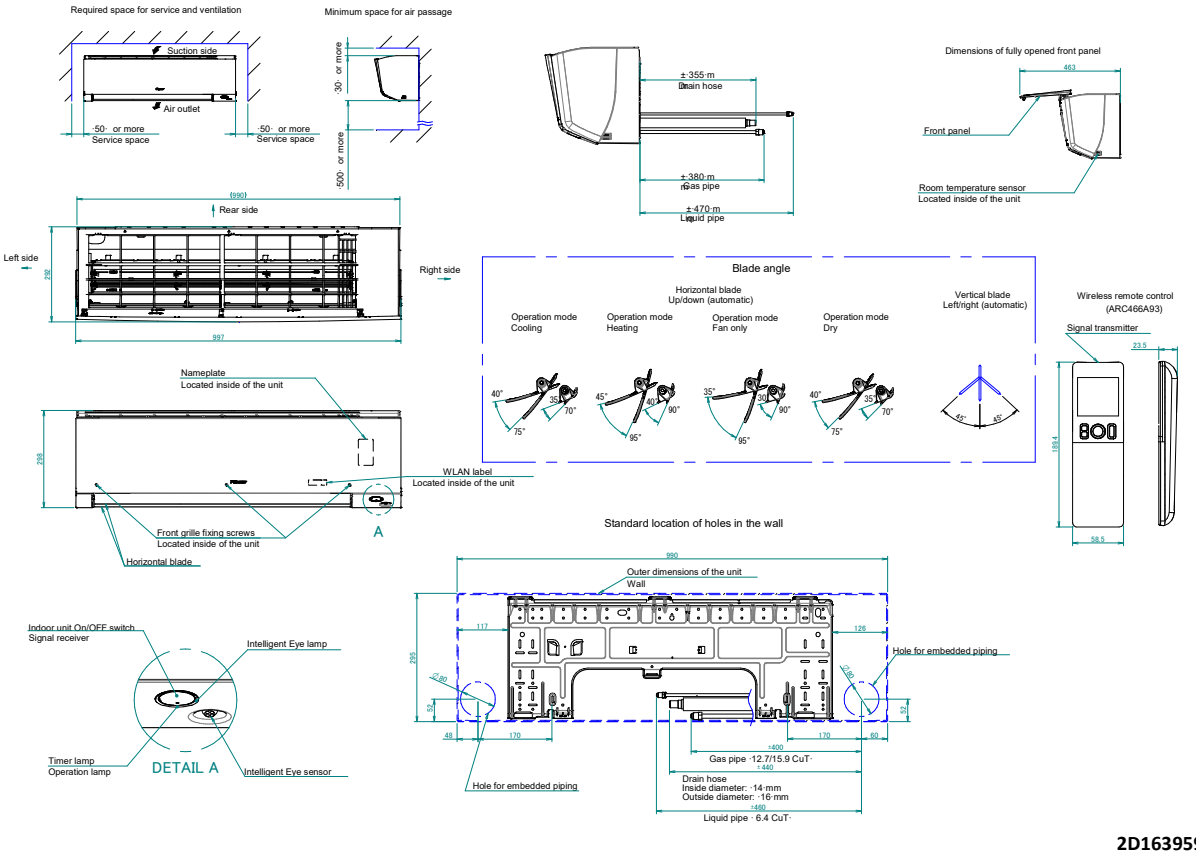

2D163959

5 Centre of gravity

5 - 1 Centre of Gravity

ATXM-B
CTXM-B
FTXM20-50B

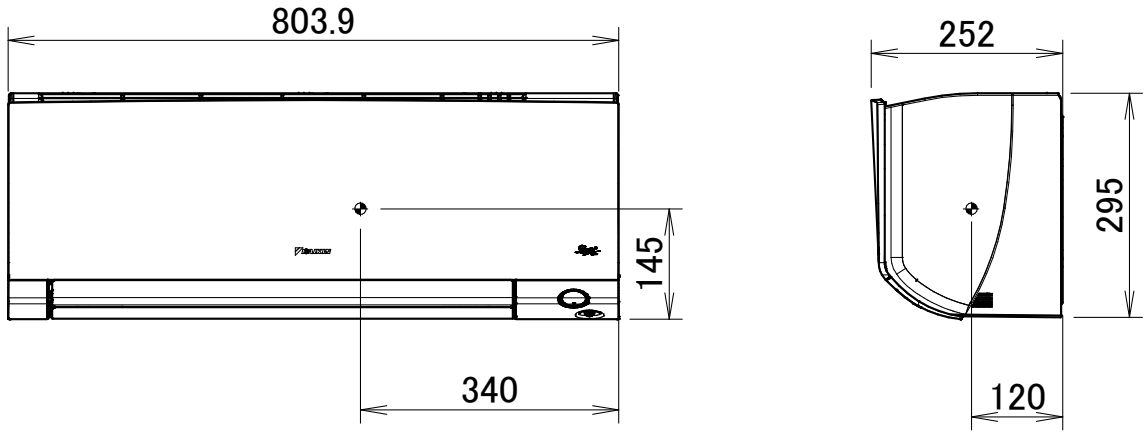

4D148220

FTXM60-71B

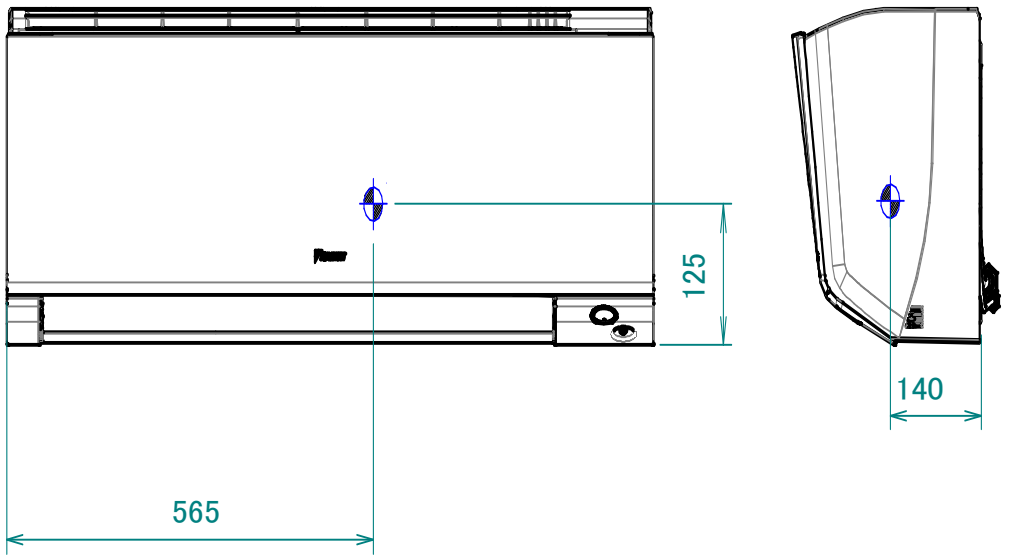

4D150677

6 Piping diagrams

6 - 1 Piping Diagrams

ATXM20-25B
CTXM-B
FTXM20-25B

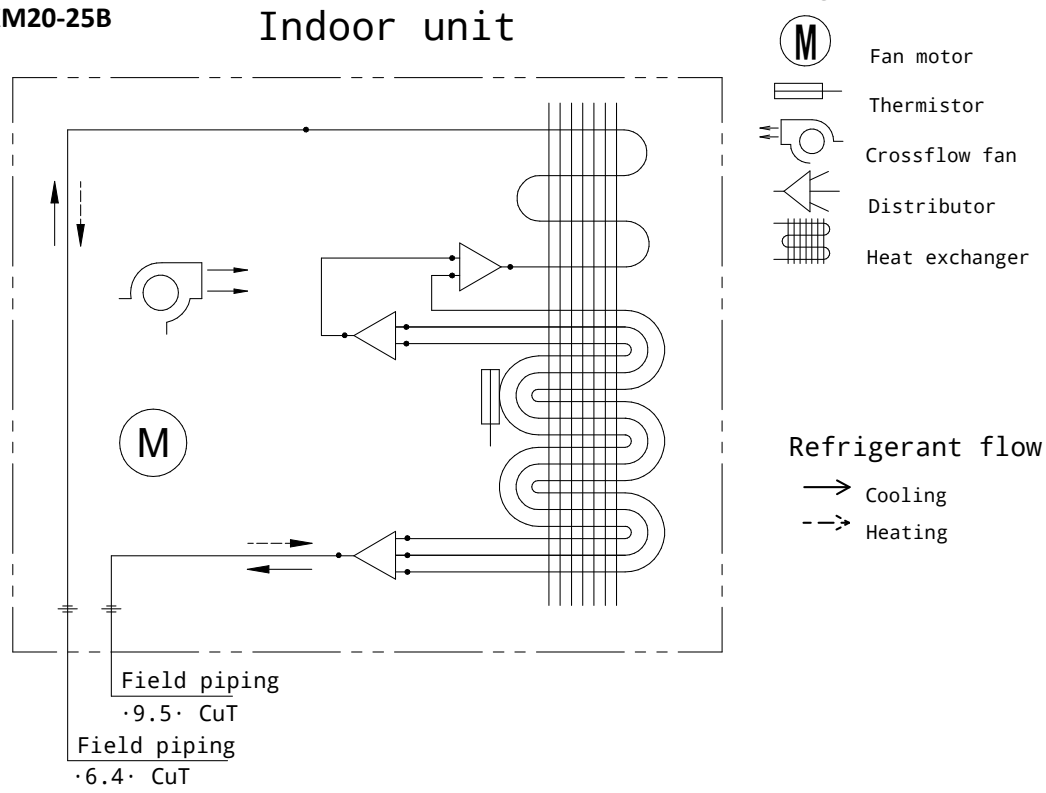

4D147901

ATXM35B
FTXM35B

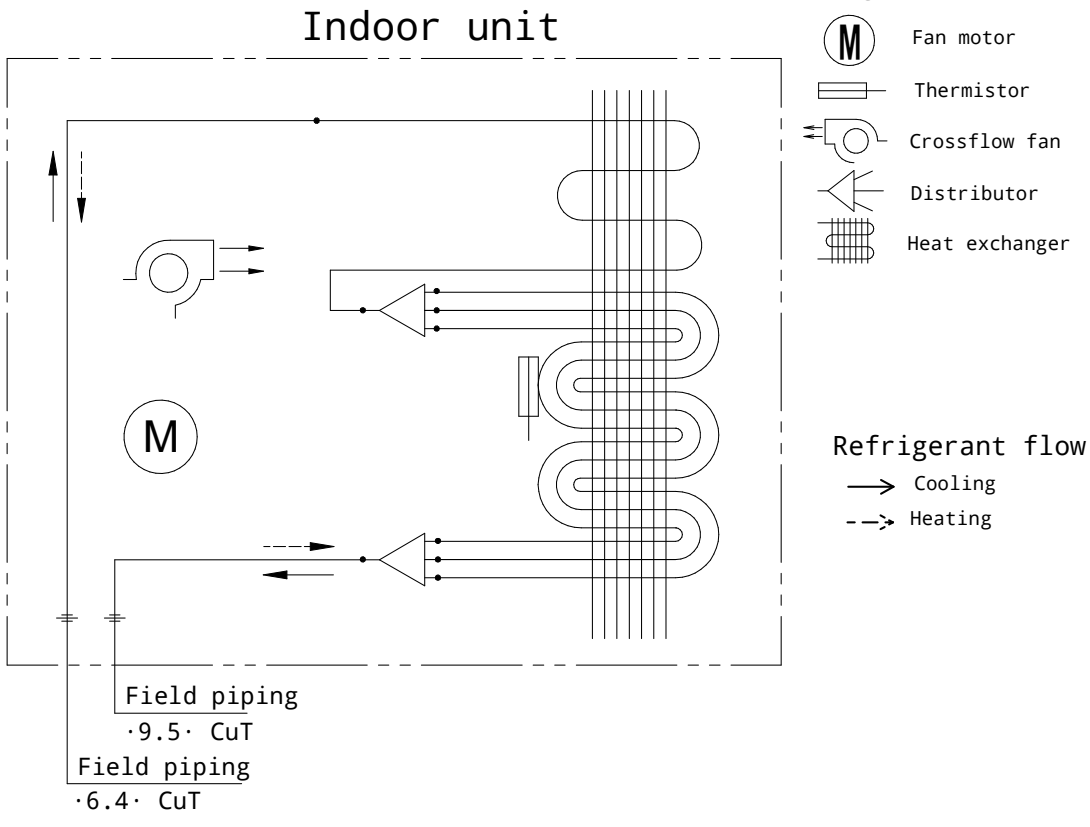

4D147902

6 Piping diagrams

6 - 1 Piping Diagrams

ATXM50B
FTXM42-50B

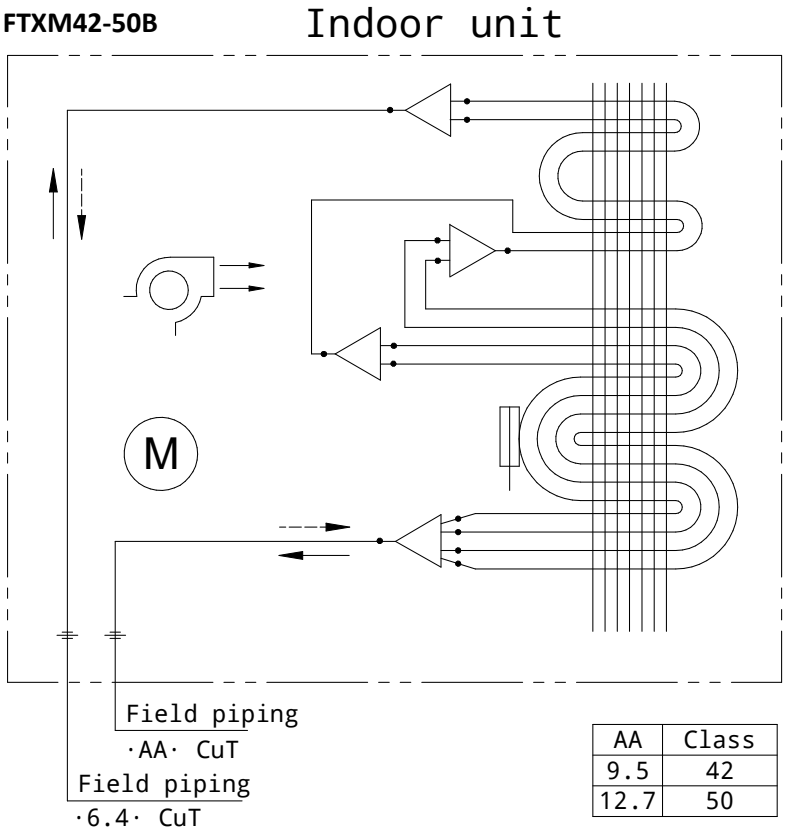

AA	Class
9.5	42
12.7	50

Legend

- M — Fan motor
- Thermistor
- Crossflow fan
- Distributor
- Heat exchanger

Refrigerant flow

- Cooling
- Heating

4D147900

6 Piping diagrams

6 - 1 Piping Diagrams

6

FTXM60B

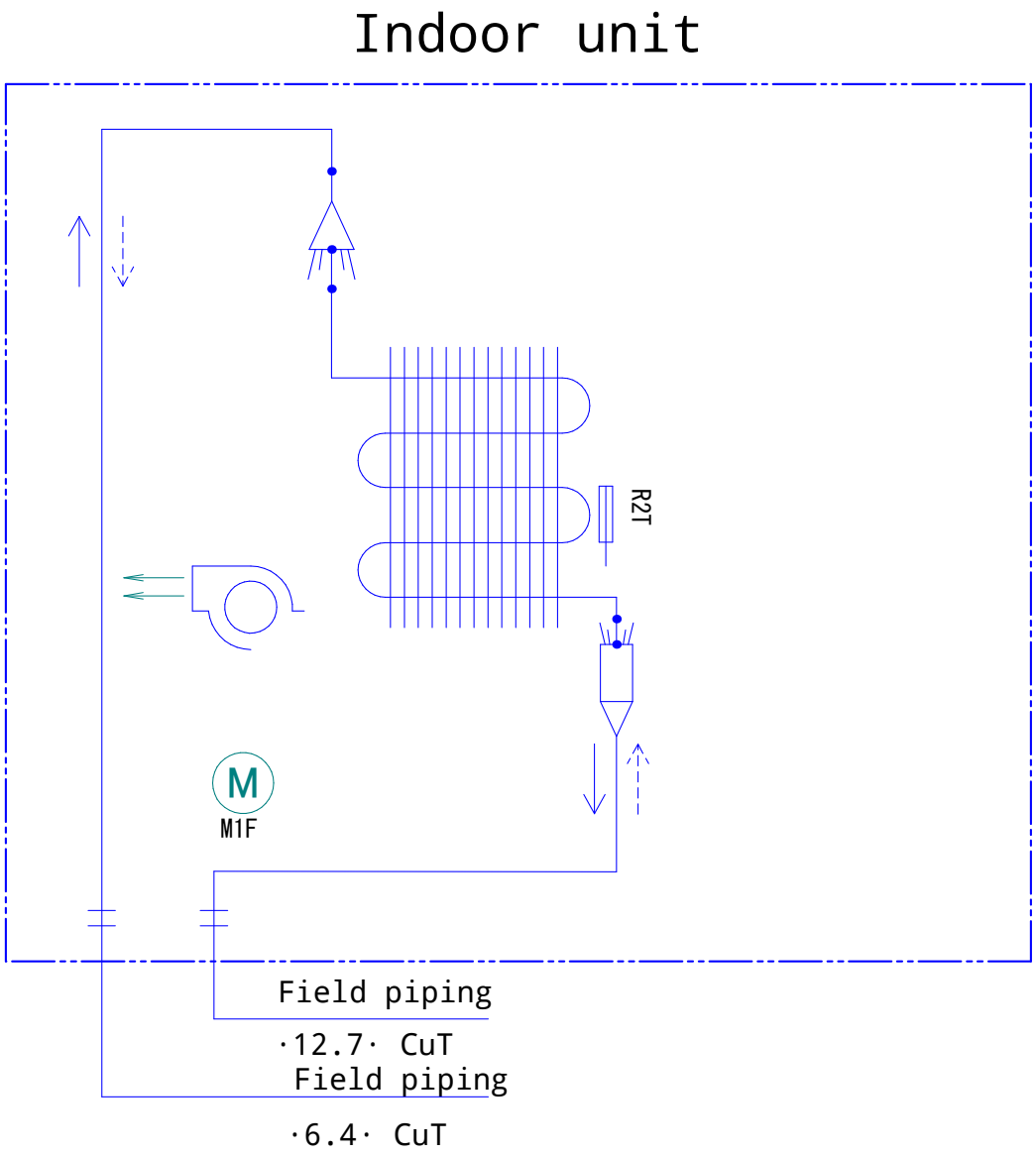

Refrigerant flow

Cooling

Heating

Legend

M Fan motor

Distributor

Heat exchanger

Crossflow fan

Thermistor (heat exchanger)

4D101332E

6 Piping diagrams

6 - 1 Piping Diagrams

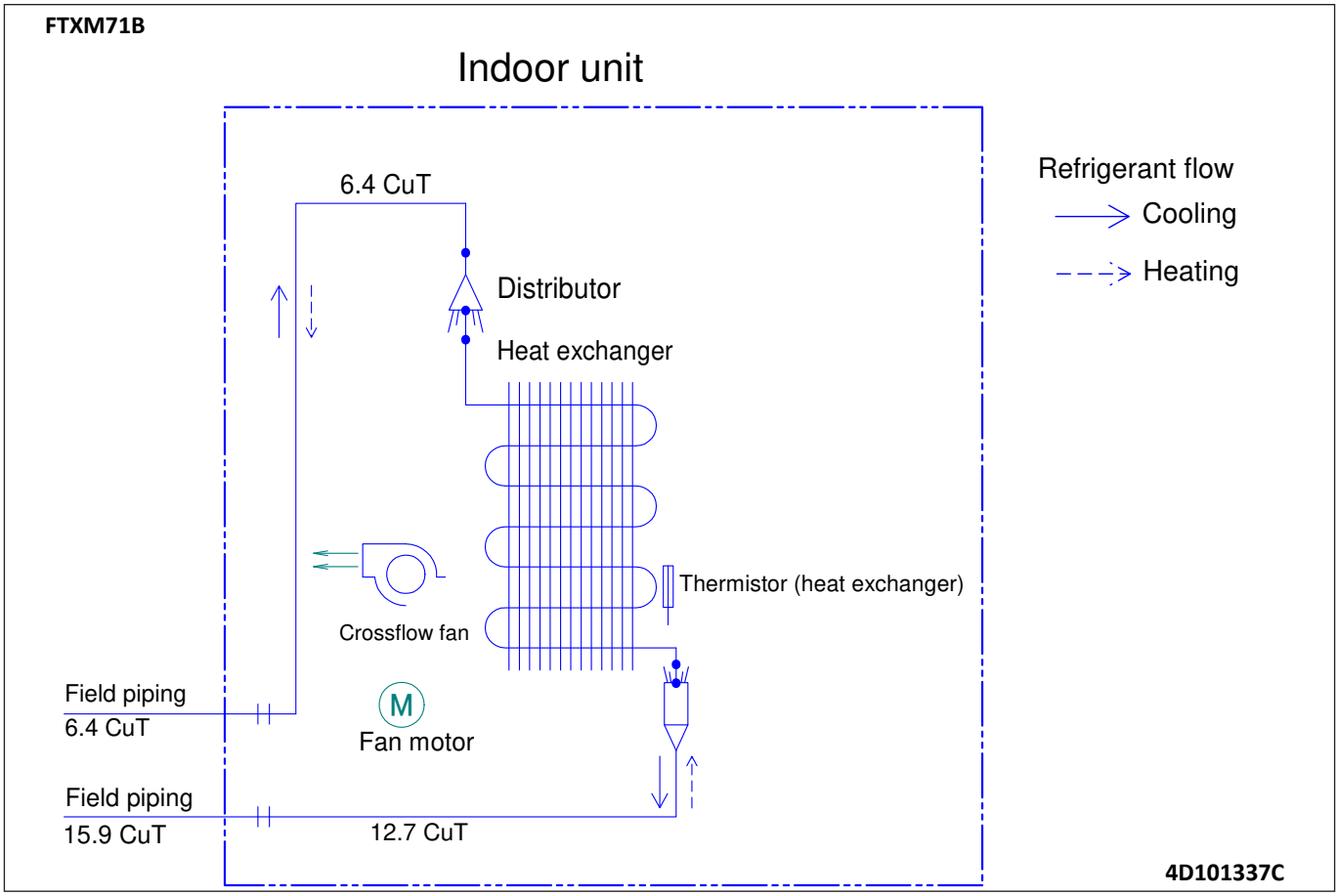

7 Wiring diagrams

7 - 1 Wiring Diagrams - Single Phase

ATXM-B / CTXM-B / FTXM20-50B

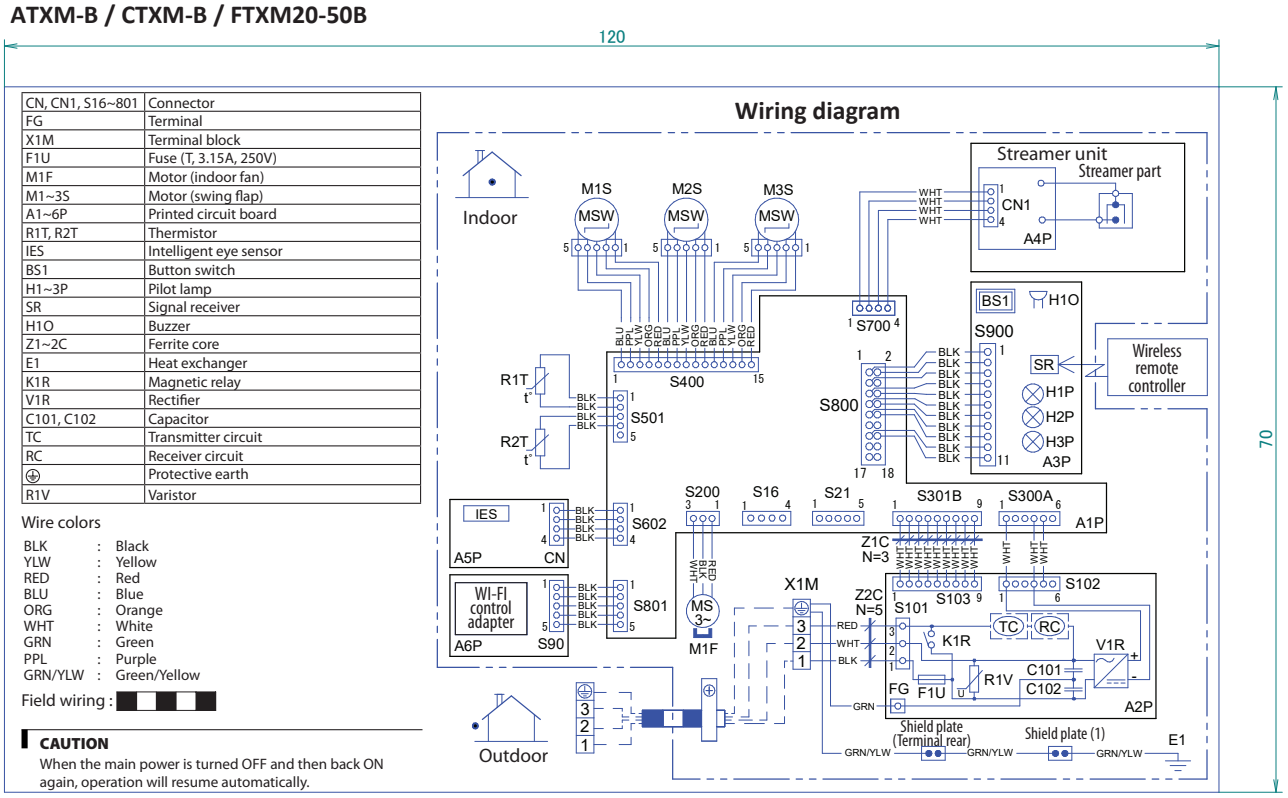

CN, CN1, S16~801	Connector
FG	Terminal
X1M	Terminal block
F1U	Fuse (T, 3.15A, 250V)
M1F	Motor (indoor fan)
M1~3S	Motor (swing flap)
A1~6P	Printed circuit board
R1T, R2T	Thermistor
IES	Intelligent eye sensor
BS1	Button switch
H1~3P	Pilot lamp
SR	Signal receiver
H1O	Buzzer
Z1~2C	Ferrite core
E1	Heat exchanger
K1R	Magnetic relay
V1R	Rectifier
C101, C102	Capacitor
TC	Transmitter circuit
RC	Receiver circuit
⏚	Protective earth
R1V	Varistor

Wire colors

BLK	:	Black
YLW	:	Yellow
RED	:	Red
BLU	:	Blue
ORG	:	Orange
WHT	:	White
GRN	:	Green
PPL	:	Purple
GRN/YLW	:	Green/Yellow

Field wiring :

CAUTION

When the main power is turned OFF and then back ON again, operation will resume automatically.

NOTES

1. Size: height 70 × width 120.
2. Refer to purchasing specification AS303002 unless otherwise specified.

3D163475

ATXM-B / CTXM-B / FTXM20-50B

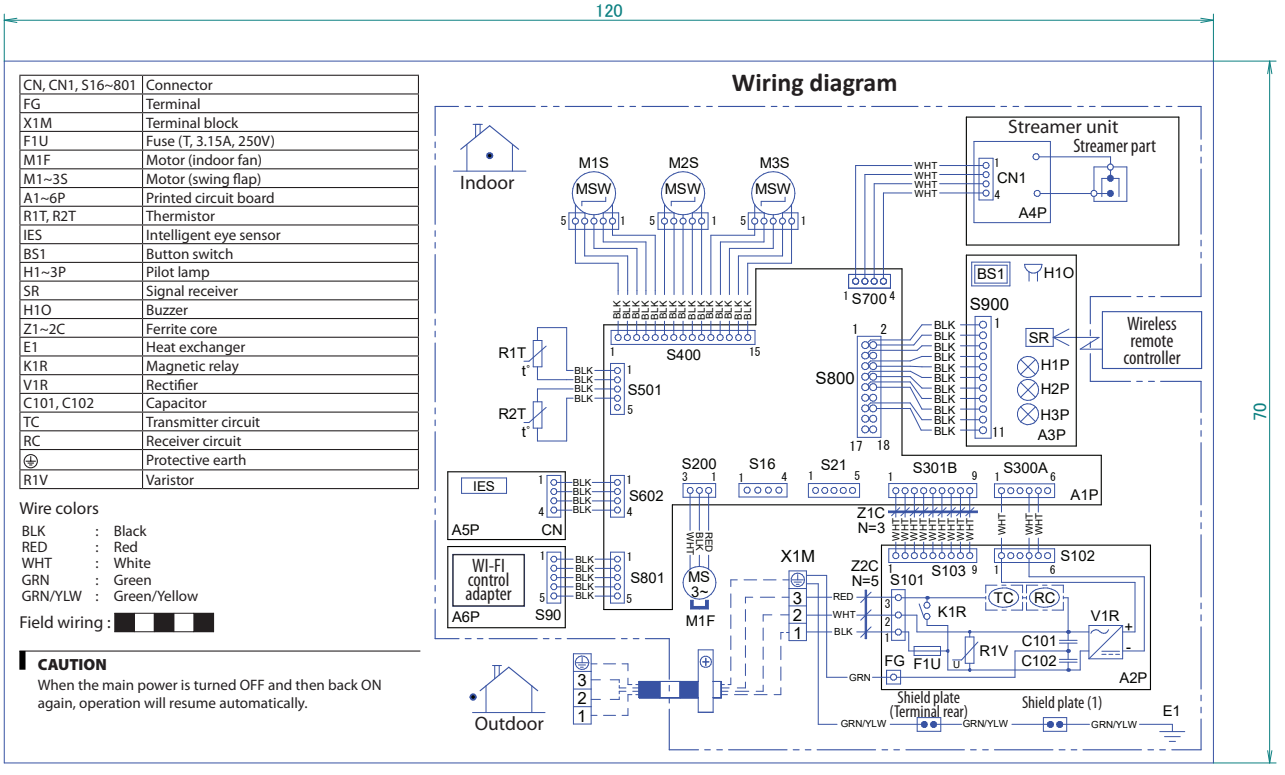

CN, CN1, S16~801	Connector
FG	Terminal
X1M	Terminal block
F1U	Fuse (T, 3.15A, 250V)
M1F	Motor (indoor fan)
M1~3S	Motor (swing flap)
A1~6P	Printed circuit board
R1T, R2T	Thermistor
IES	Intelligent eye sensor
BS1	Button switch
H1~3P	Pilot lamp
SR	Signal receiver
H1O	Buzzer
Z1~2C	Ferrite core
E1	Heat exchanger
K1R	Magnetic relay
V1R	Rectifier
C101, C102	Capacitor
TC	Transmitter circuit
RC	Receiver circuit
⏚	Protective earth
R1V	Varistor

Wire colors

BLK	:	Black
RED	:	Red
WHT	:	White
GRN	:	Green
GRN/YLW	:	Green/Yellow

Field wiring :

CAUTION

When the main power is turned OFF and then back ON again, operation will resume automatically.

NOTES

1. Size: height 70 × width 120.
2. Refer to purchasing specification AS303002 unless otherwise specified.

3D165132

7 Wiring diagrams

7 - 1 Wiring Diagrams - Single Phase

FTXM60-71B

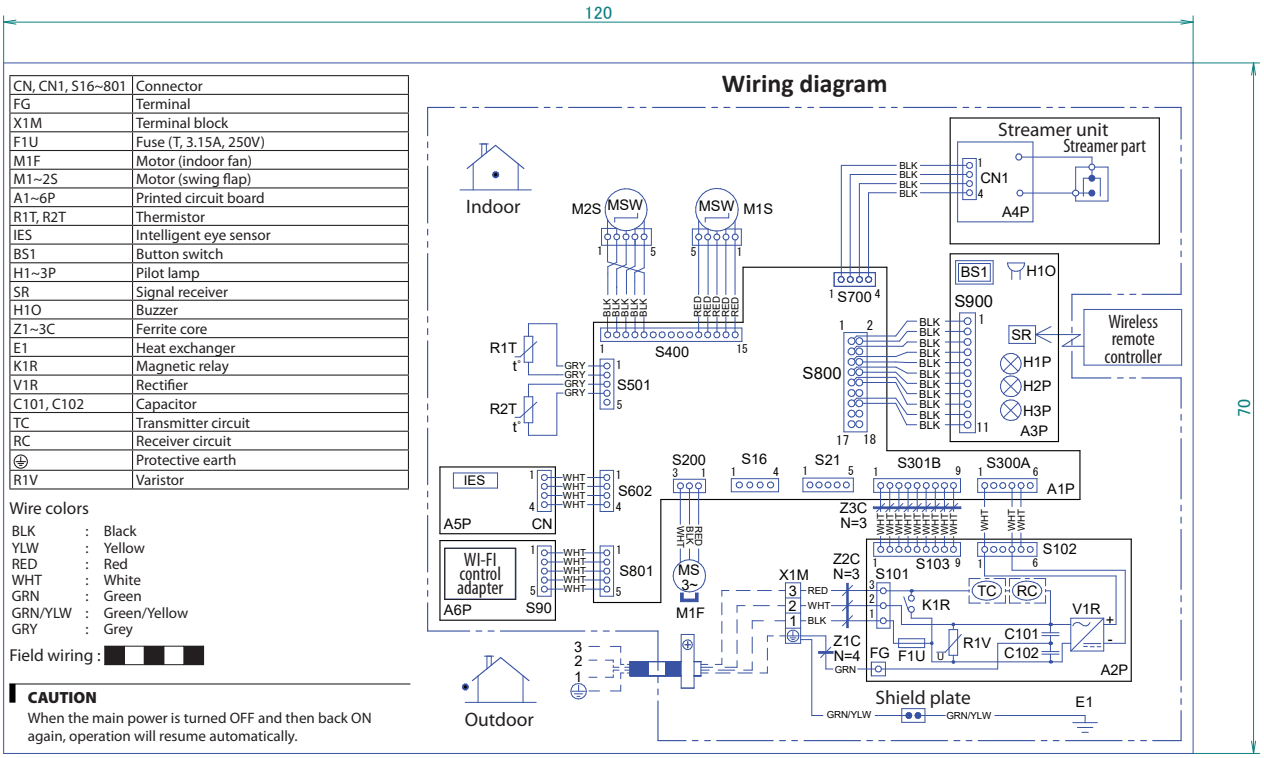

CN, CN1, S16~801	Connector
FG	Terminal
X1M	Terminal block
F1U	Fuse (T, 3.15A, 250V)
M1F	Motor (indoor fan)
M1~2S	Motor (swing flap)
A1~6P	Printed circuit board
R1T, R2T	Thermistor
IES	Intelligent eye sensor
BS1	Button switch
H1~3P	Pilot lamp
SR	Signal receiver
H1O	Buzzer
Z1~3C	Ferrite core
E1	Heat exchanger
K1R	Magnetic relay
V1R	Rectifier
C101, C102	Capacitor
TC	Transmitter circuit
RC	Receiver circuit
⏚	Protective earth
R1V	Varistor

Wire colors

BLK	:	Black
YLW	:	Yellow
RED	:	Red
WHT	:	White
GRN	:	Green
GRN/YLW	:	Green/Yellow
GRY	:	Grey

Field wiring :

CAUTION

When the main power is turned OFF and then back ON again, operation will resume automatically.

NOTES

1. Size: height 70 × width 120.
2. Refer to purchasing specification AS303002 unless otherwise specified.

3D163476

8 Sound data

8 - 1 Sound Power Spectrum

CTXM-B
FTXM20B

Cooling

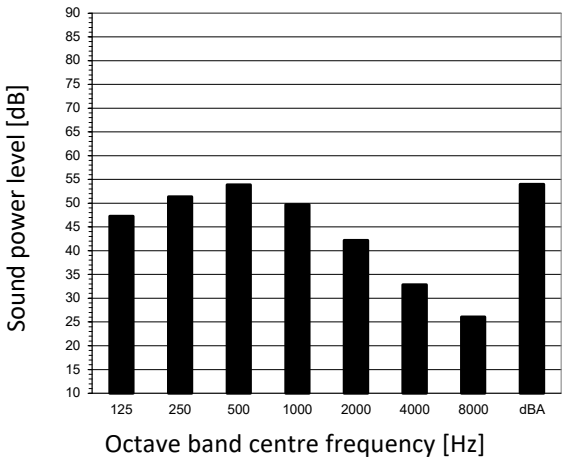

Heating

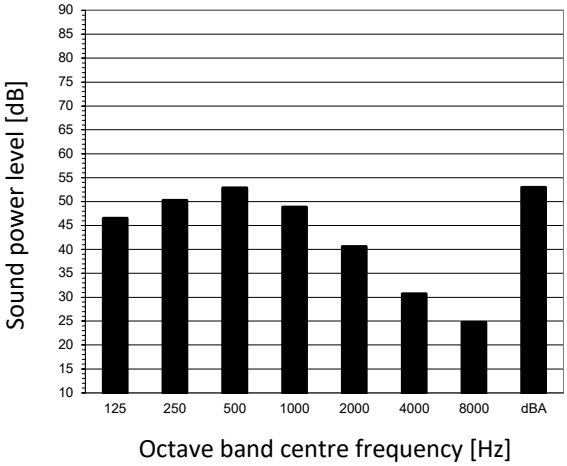

Fan speed: High

Notes

1. dBA = A-weighted sound power level (A scale according to IEC).
2. Reference acoustic intensity 0dB = ·10^ -12 W/m2·
3. Measured according to ISO 3744

4D148880

FTXM25B

Cooling

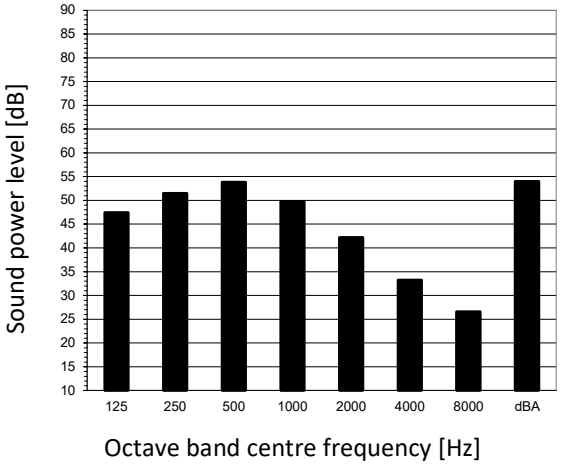

Heating

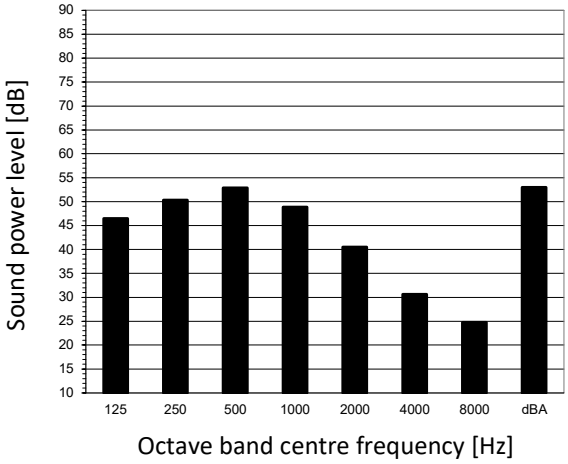

Fan speed: High

Notes

1. dBA = A-weighted sound power level (A scale according to IEC).
2. Reference acoustic intensity 0dB = ·10^ -12 W/m2·
3. Measured according to ISO 3744

4D148881

8 Sound data

8 - 1 Sound Power Spectrum

FTXM35B

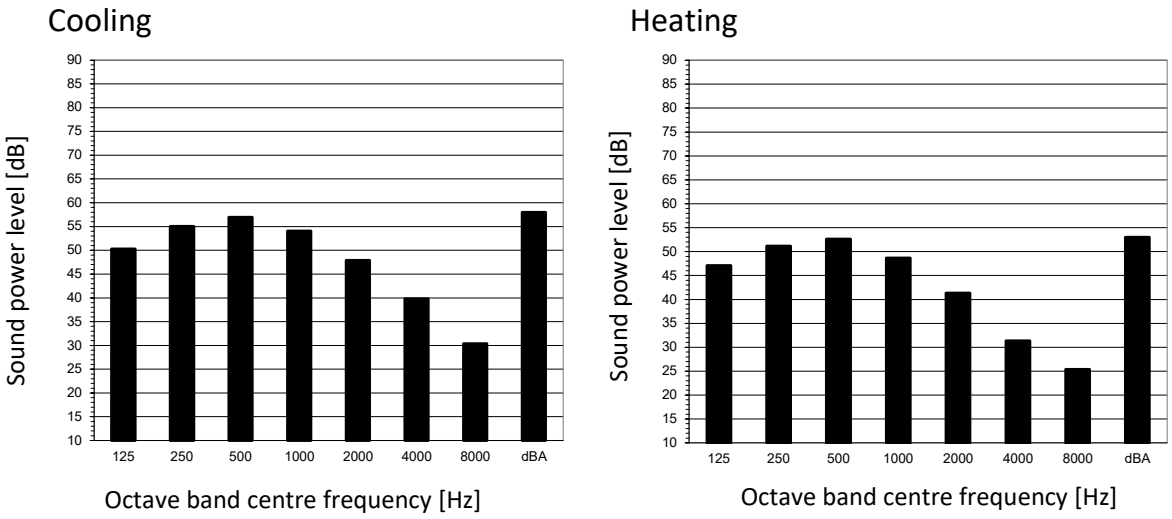

Fan speed: High

Notes
1. dBA = A-weighted sound power level (A scale according to IEC).
2. Reference acoustic intensity 0dB = ·10^ -12 W/m2·
3. Measured according to ISO 3744

4D148882

FTXM42B

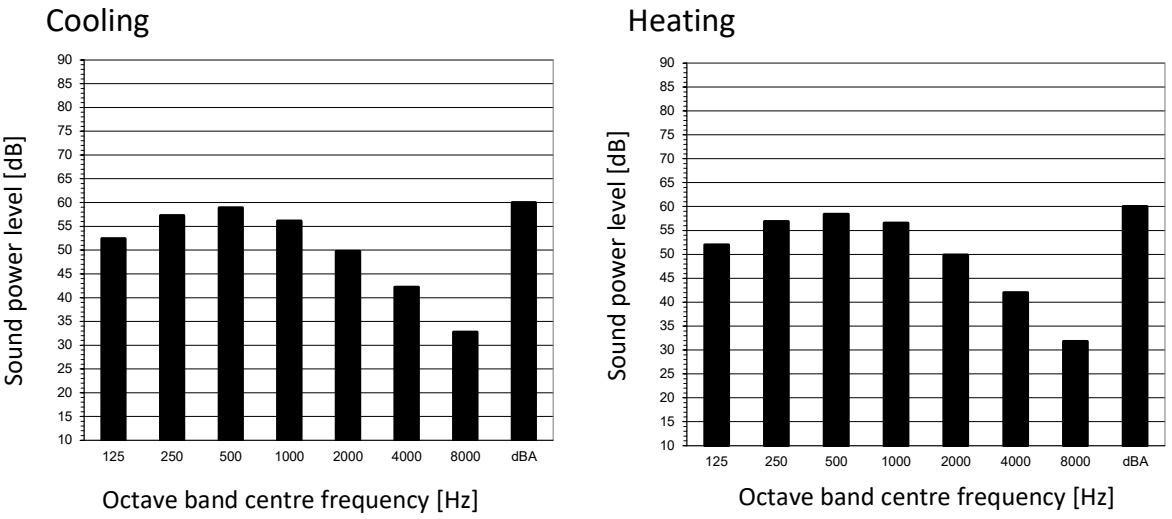

Fan speed: High

Notes
1. dBA = A-weighted sound power level (A scale according to IEC).
2. Reference acoustic intensity 0dB = ·10^ -12 W/m2·
3. Measured according to ISO 3744

4D148883

8 Sound data

8 - 1 Sound Power Spectrum

8

ATXM50B
FTXM50B

Cooling

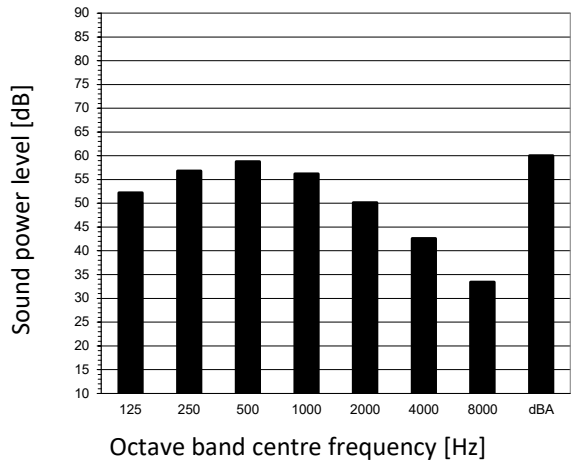

Heating

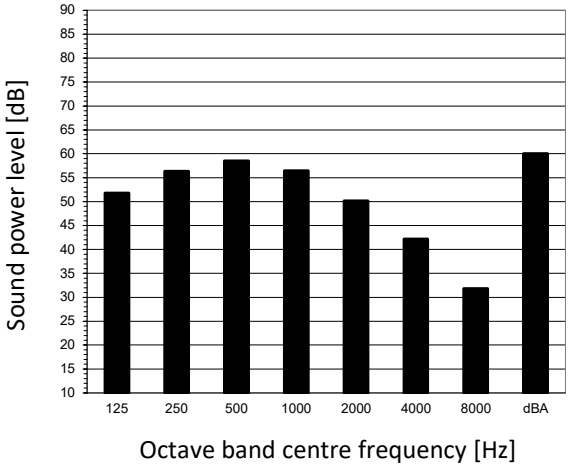

Fan speed: High

Notes
1. dBA = A-weighted sound power level (A scale according to IEC).
2. Reference acoustic intensity 0dB = ·10^ -12 W/m2·
3. Measured according to ISO 3744

4D148884

FTXM60B

Cooling

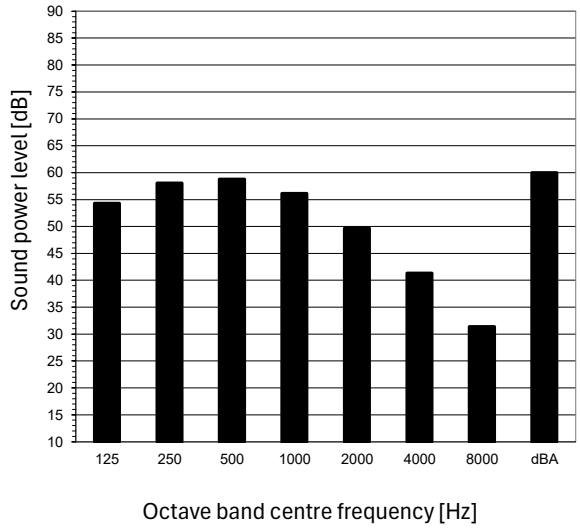

Heating

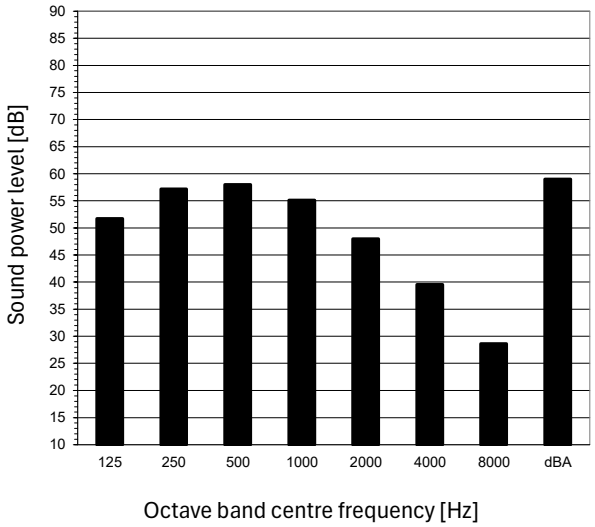

Fan speed: High

Notes
1. dBA = A-weighted sound power level (A scale according to IEC).
2. Reference acoustic intensity 0dB = ·10^ -12 W/m2·
3. Measured according to ISO 3744

4D151794A

8 Sound data

8 - 1 Sound Power Spectrum

FTXM71B

Cooling

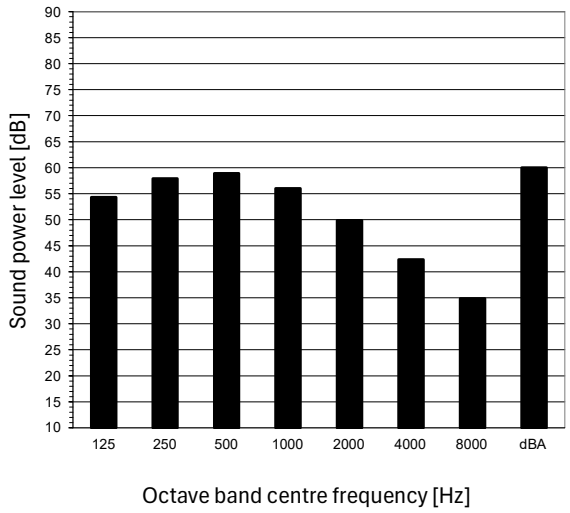

Octave band centre frequency [Hz]

Heating

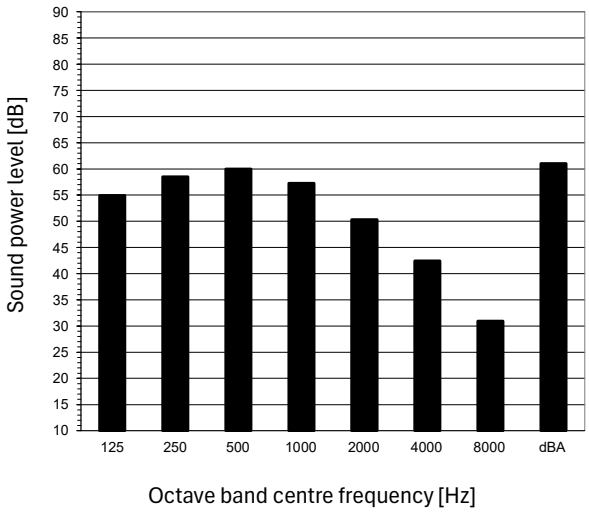

Octave band centre frequency [Hz]

Fan speed: High

Notes

1. dBA = A-weighted sound power level (A scale according to IEC).
2. Reference acoustic intensity 0dB = ·10^ -12 W/m2·
3. Measured according to ISO 3744

4D151796A

8 Sound data

8 - 2 Sound Pressure Spectrum

ATXM20B
CTXM-B
FTXM20B

Cooling mode

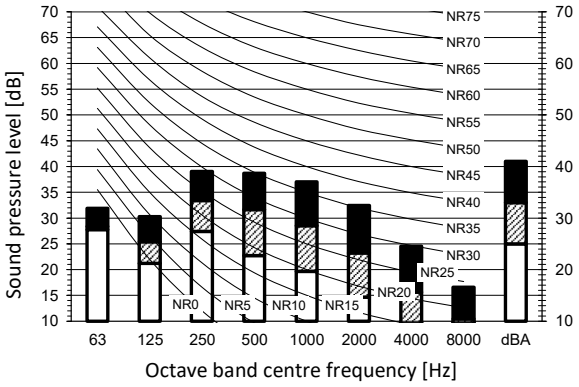

Heating mode

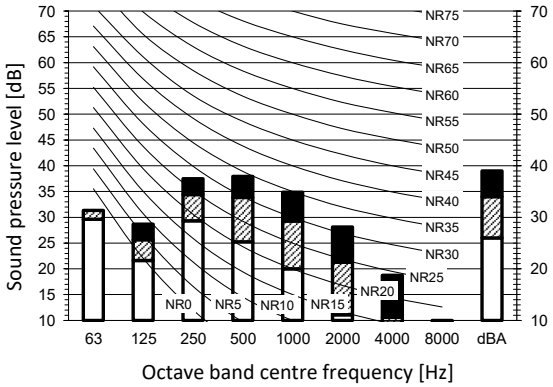

Legend

dBA = A-weighted sound pressure level (A scale according to IEC).

A Scale
B Fan speed: High
C Fan speed: Medium
D Fan speed: Low

Location of microphone

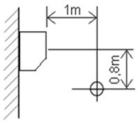

Cooling Total dB

A	B	C	D
dBA	41	33	25

Heating Total dB

A	B	C	D
dBA	39	34	26

Notes

1. Operating conditions: power source 220-240 V/220 V 50/60 Hz; JIS standard

2. Background noise already taken into account.
3. Operating noise varies depending on operation and ambient conditions.
4. The operation noise measuring method is in accordance with JISC9612.
5. Measuring location: anechoic chamber

4D148915A

ATXM25B
FTXM25B

Cooling mode

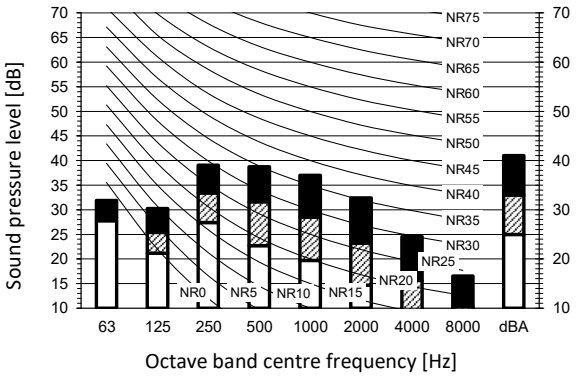

Heating mode

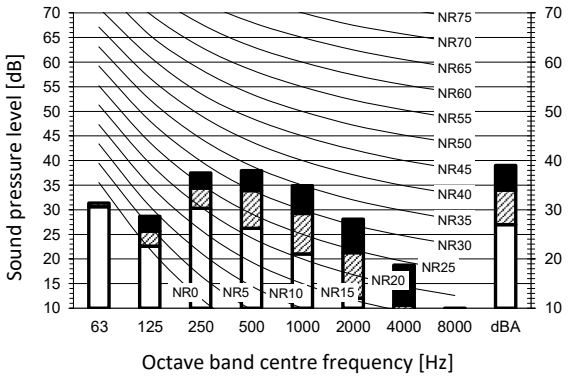

Legend

dBA = A-weighted sound pressure level (A scale according to IEC).

A Scale
B Fan speed: High
C Fan speed: Medium
D Fan speed: Low

Location of microphone

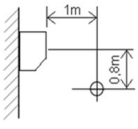

Cooling Total dB

A	B	C	D
dBA	41	33	25

Heating Total dB

A	B	C	D
dBA	39	34	27

Notes

1. Operating conditions: power source 220-240 V/220 V 50/60 Hz; JIS standard

2. Background noise already taken into account.
3. Operating noise varies depending on operation and ambient conditions.
4. The operation noise measuring method is in accordance with JISC9612.
5. Measuring location: anechoic chamber

4D148916A

8 Sound data

8 - 2 Sound Pressure Spectrum

ATXM35B
FTXM35B

Cooling mode

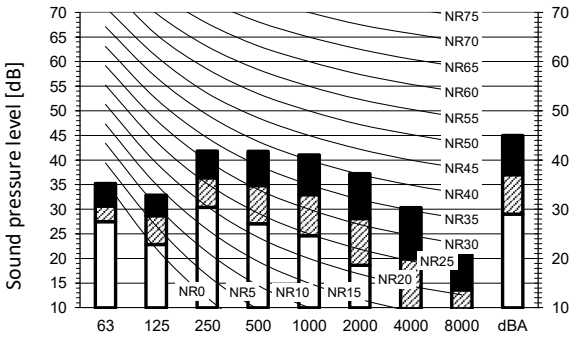

Heating mode

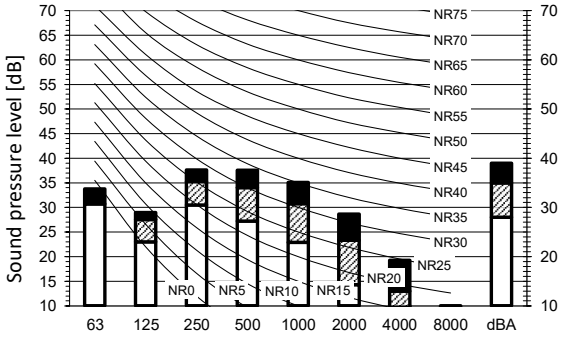

Legend

dBA = A-weighted sound pressure level (A scale according to IEC).

A Scale
B Fan speed: High
C Fan speed: Medium
D Fan speed: Low

Location of microphone

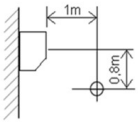

Cooling Total dB

A	B	C	D
dBA	45	37	29

Heating Total dB

A	B	C	D
dBA	39	35	28

Notes

1. Operating conditions: power source 220-240 V/220 V 50/60 Hz; JIS standard
2. Background noise already taken into account.
3. Operating noise varies depending on operation and ambient conditions.
4. The operation noise measuring method is in accordance with JISC9612.
5. Measuring location: anechoic chamber

4D148918A

FTXM42B

Cooling mode

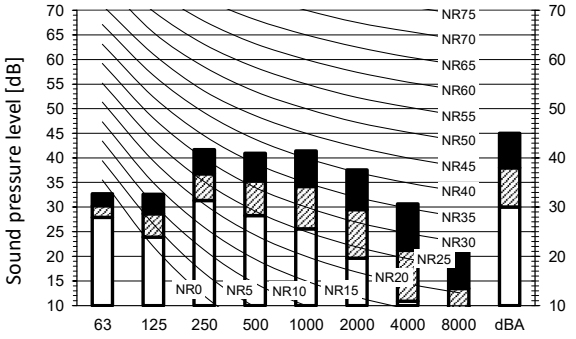

Heating mode

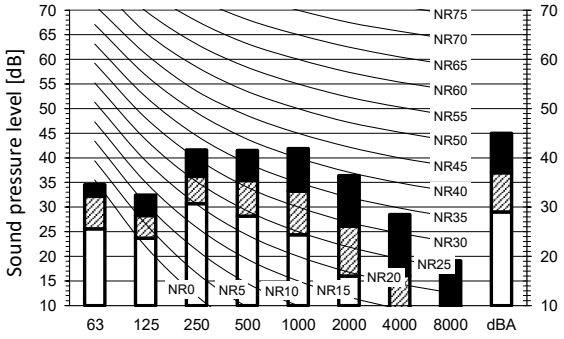

Legend

dBA = A-weighted sound pressure level (A scale according to IEC).

A Scale
B Fan speed: High
C Fan speed: Medium
D Fan speed: Low

Location of microphone

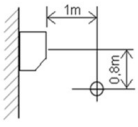

Cooling Total dB

A	B	C	D
dBA	45	38	30

Heating Total dB

A	B	C	D
dBA	45	37	29

Notes

1. Operating conditions: power source 220-240 V/220 V 50/60 Hz; JIS standard
2. Background noise already taken into account.
3. Operating noise varies depending on operation and ambient conditions.
4. The operation noise measuring method is in accordance with JISC9612.
5. Measuring location: anechoic chamber

4D148919A

8 Sound data

8 - 2 Sound Pressure Spectrum

8

ATXM50B
FTXM50B

Cooling

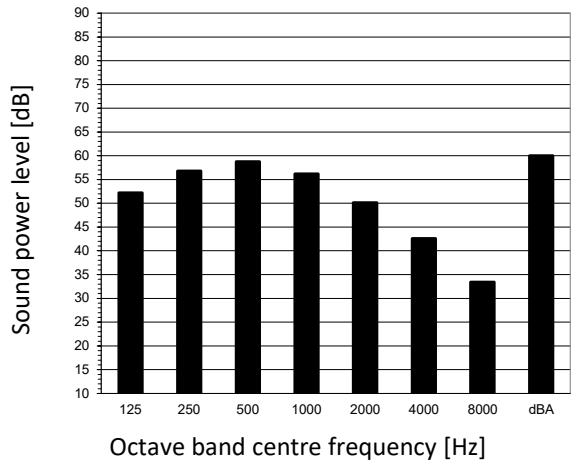

Heating

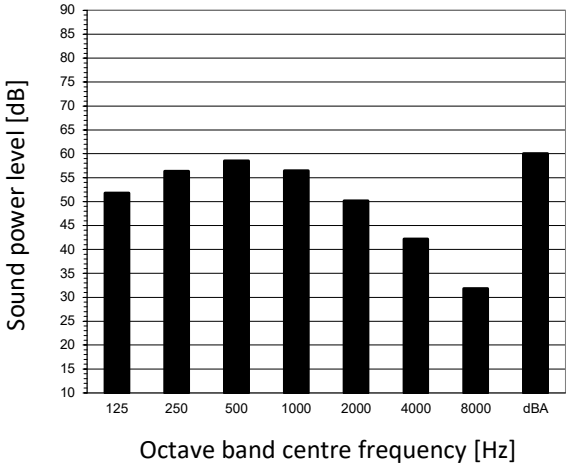

Fan speed: High

Notes
1. dBA = A-weighted sound power level (A scale according to IEC).
2. Reference acoustic intensity 0dB = ·10^ -12 W/m2·
3. Measured according to ISO 3744

4D148884

FTXM60B

Cooling mode

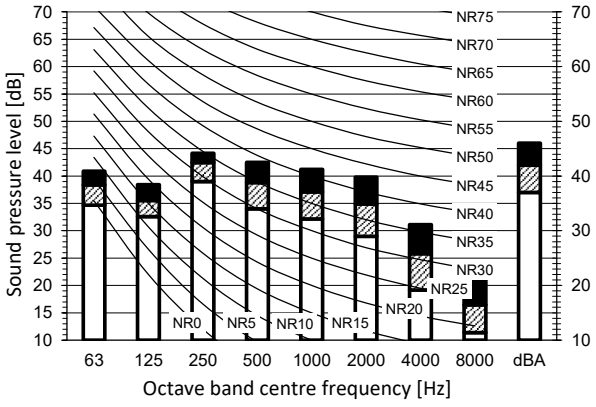

Heating mode

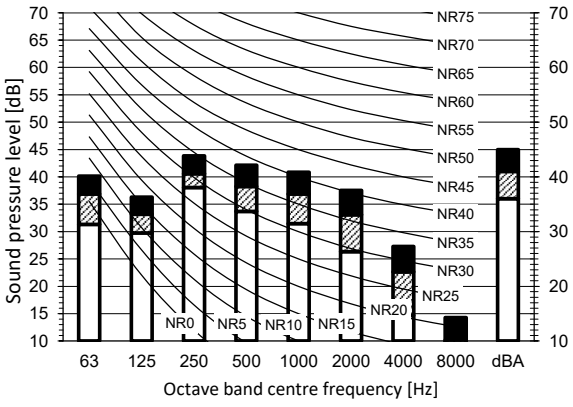

Legend

dBA = A-weighted sound pressure level (A scale according to IEC).

A Scale

B Fan speed: High

C Fan speed: Medium

D Fan speed: Low

Location of microphone

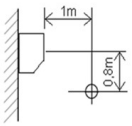

Cooling Total dB

A	B	C	D
dBA	46	42	37

Heating Total dB

A	B	C	D
dBA	45	41	36

Notes

1. Operating conditions: power source 220-240 V/220 V 50/60 Hz; JIS standard
2. Background noise already taken into account.
3. Operating noise varies depending on operation and ambient conditions.
4. The operation noise measuring method is in accordance with JISC9612.
5. Measuring location: anechoic chamber

4D151795A

8 Sound data

8 - 2 Sound Pressure Spectrum

FTXM71B

Cooling mode

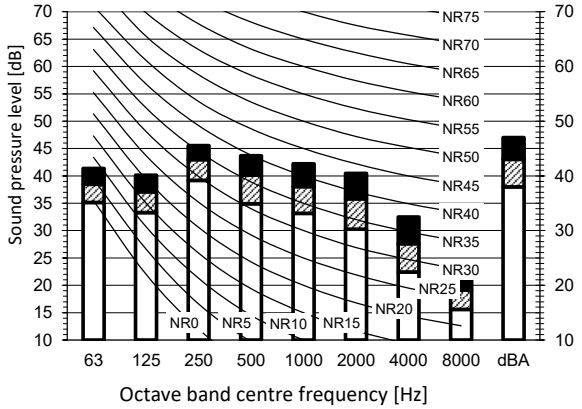

Heating mode

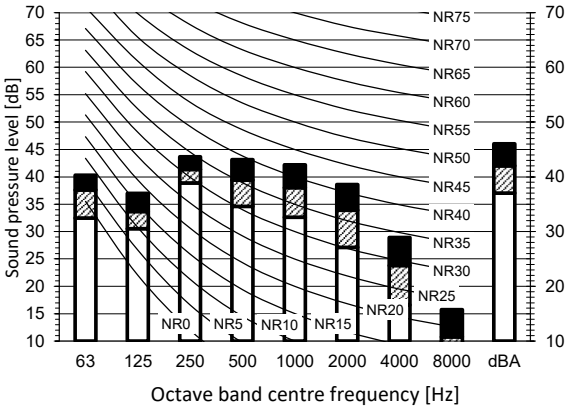

Legend

dBA = A-weighted sound pressure level (A scale according to IEC).

A Scale

B Fan speed: High

C Fan speed: Medium

D Fan speed: Low

Location of microphone

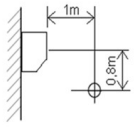

Cooling Total dB

A	B	C	D
dBA	47	43	38

Heating Total dB

A	B	C	D
dBA	46	42	37

Notes

1. Operating conditions: power source 220-240 V/220 V 50/60 Hz; JIS standard
2. Background noise already taken into account.
3. Operating noise varies depending on operation and ambient conditions.
4. The operation noise measuring method is in accordance with JISC9612.
5. Measuring location: anechoic chamber

4D151797A

Daikin Europe N.V. Naamloze Vennootschap · Zandvoordestraat 300 · 8400 Oostende · Belgium · www.daikin.eu · BE 0412 120 336 · RPR Oostende (Responsible Editor)

EEDEN26 10/2026

Daikin Europe N.V. participates in the ECP programmes for Fan Coil Units and Variable Refrigerant Flow systems. Daikin Applied Europe S.p.A. participates in the ECP programmes for Liquid Chilling Packages and Hydronic Heat Pumps. Check ongoing validity of certificate: www.eurovent-certification.com

The present leaflet is drawn up by way of information only and does not constitute an offer binding upon Daikin Europe N.V.. Daikin Europe N.V. has compiled the content of this leaflet to the best of its knowledge. No express or implied warranty is given for the completeness, accuracy, reliability or fitness for particular purpose of its content and the products and services presented therein. Specifications are subject to change without prior notice. Daikin Europe N.V. explicitly rejects any liability for any direct or indirect damage, in the broadest sense, arising from or related to the use and/or interpretation of this leaflet. All content is copyrighted by Daikin Europe N.V.