

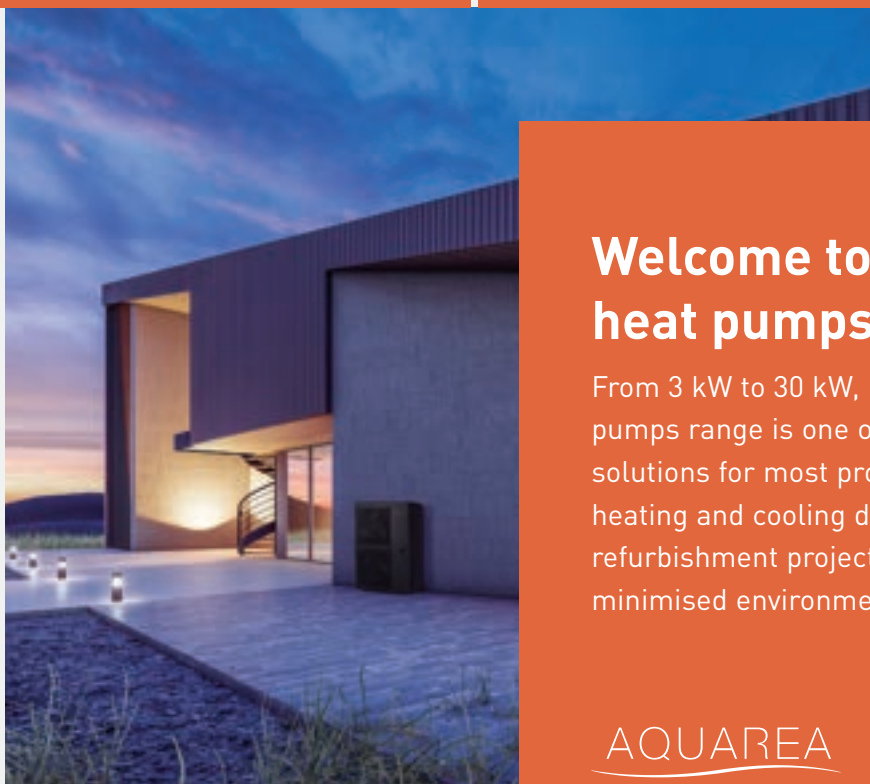
Panasonic



AIR TO WATER PRICE LIST 2025 / 2026

PANASONIC TOTAL SOLUTION

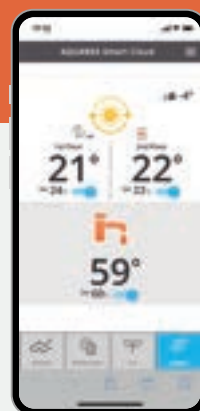
heating & cooling solutions




Welcome to Aquarea air to water heat pumps

From 3 kW to 30 kW, Panasonic's Aquarea air to water heat pumps range is one of the widest on the market, offering solutions for most properties, whatever their size and heating and cooling demands. Suitable for new build and refurbishment projects, the solutions are cost-effective with minimised environmental impact.

AQUAREA



Award winning solutions for all applications



New 2025

Aquarea, maximising comfort and energy savings in all types of projects.

The Aquarea range now offers solutions from single family homes to centralised heating and DHW systems, complete with a selection of cascade controllers designed to optimise performance.

To enhance flexibility, our All in One units now feature new sizes of DHW tanks.

Additionally, for improved comfort and energy savings, the Aquarea range offers indoor comfort solutions, such as fan coils, residential ventilation or tado° smart energy management.

Aquarea All in One, greater flexibility yet compact.

The space-saving All in One indoor unit range now features DHW tank options of 120 L, 185 L, and 260 L, offering greater flexibility while reducing installation time and costs—all with the same high efficiency.

Aquarea room solutions.

Panasonic enhances comfort and energy savings with a comprehensive range of room solutions, including the Aquarea Air Smart fan coils or Aquarea Loop and the Aquarea Home app, to control the comfort at home anytime, anywhere.

Aquarea Heat Pumps + tado°, the integrated solution for maximum energy savings and comfort.

tado° X enables room control and smart energy management services.

Panasonic and tado° offer specially tailored autocontrol software and new services for Aquarea air to water heat pumps to further enhance comfort and energy savings.

Aquarea Cascade solutions.

Cascade up to 10 units with Aquarea Cascade Edge and control your heat pumps remotely via smartphone, tablet or PC.

Easily manage and monitor all units with the P-Smart Edge web interface.

The P-Smart Nexus offers smart, multi-site online control, enabling remote global supervision of all your sites.

Product Highlights

Aquarea T-CAP M Series, high performance whatever the climate.

- Available in capacities from 9 to 30 kW
- Perfect for retrofit or multi-occupancy dwelling projects
- Water outlet temperature up to 75 °C

The image is a promotional graphic for the Panasonic nanoeX Generator Mark3. It features a collage of three inset photos on the left: a food factory, a restaurant, and a supermarket. To the right is a large, detailed image of the nanoeX Generator Mark3 unit, which is a white, rectangular, ceiling-mounted air conditioning unit. A red play button is overlaid on the unit. The Panasonic logo is in the top left corner. The text 'Food factory', 'Restaurant', and 'Supermarket' is written below their respective photos. The text 'nanoeX Generator Mark3' is prominently displayed below the unit. At the bottom right, there is small text: '*Blue particles (nanoe™) and are different from the actual function. *Blue is for illustration purposes only.'



Aquarea Heat Pump line-up

Aquarea hydraulic systems.

The Aquarea hydraulic system allows for easier installation as there are only water pipes between the outdoor unit and the inside of the building. As the outdoor unit is hermetically sealed, no F-gas certification is required for installation or commissioning. The hydraulic system is offered in a hydrosplit version, consisting of an outdoor and indoor unit (either All in One or Bi-bloc) connected by water pipes. Alternatively, a stand-alone outdoor unit can be directly connected to the heating and/or hot water system.

Aquarea split systems.

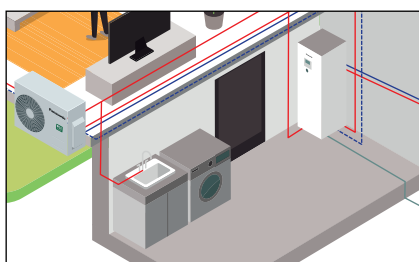
The Aquarea split system consists of a separate outdoor unit and indoor unit connected by refrigerant pipes. There is no requirement for antifreeze protection of the piping located outside the building, even if the system is inactive for an extended period. The split system is available in two types of indoor units: All in One and Bi-bloc.



All in One indoor unit.

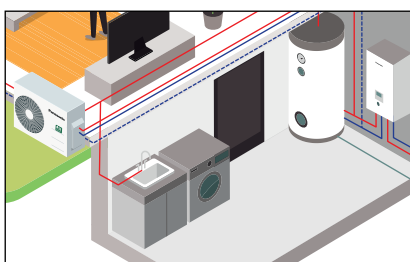
The All in One unit simplifies the installation by combining the indoor unit and a stainless steel tank into a compact, space-saving unit.

New! Available in 120 L, 185 L, and 260 L DHW tank.



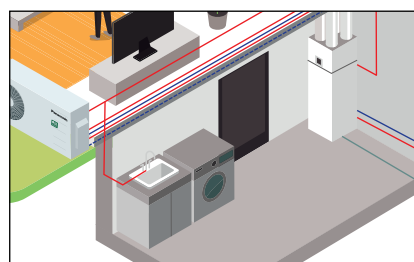
Bi-bloc indoor unit.

This wall-mounted indoor unit provides great installation flexibility as the size of the tank can be chosen based on installation requirements.



Stand-alone outdoor unit.

This hydraulic system operates without an indoor unit, providing a high level of installation flexibility. This solution is particularly suitable for retrofit projects.



Panasonic Aquarea provides the ideal solution for any project, enhancing the efficiency of homes and simplifying the installation process.

Aquarea High Performance

For new installations and low consumption homes.

Suitable for a wide range of properties that demand exceptional efficiency and high energy savings. Featuring COPs as high as 5,33 (K Series 3 kW) and water outlet temperatures of up to 75 °C (L and M Series), this solution is perfect for either underfloor heating or radiators.




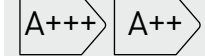


					
Heating - Cooling - DHW.	Radiators - Fan coil - Underfloor heating - DHW.	New buildings and retrofit.	ErP class (heating 35 °C / 55 °C) ¹⁾ .	Wi-Fi ready (included in L Series).	Smart Grid ready ²⁾ .

System	Hydraulic			Split
Series · Refrigerant	M · R290	L · R290	J · R32	K · R32
Minimum outdoor temperature	-25 °C	-25 °C	-20 °C	-25 °C
Maximum water outlet temperature	75 °C	75 °C	60 °C	60 °C
Maximum DHW temperature	65 °C without heater ³⁾	65 °C without heater ³⁾	65 °C ⁴⁾	65 °C ⁴⁾
Type	All in One - Bi-bloc - Stand-alone outdoor	All in One - Bi-bloc	Mono-bloc	All in One - Bi-bloc
Line-up	12, 16 kW (1ph)	5, 7, 9 kW (1ph)	5, 7, 9 kW (1ph)	3, 5, 7, 9, 12, 16 kW (1ph) 9, 12, 16 kW (3ph)

Aquarea T-CAP

For extremely low temperatures and retrofit.

Aquarea T-CAP can maintain the rated heating capacity even at -15 °C outdoor temperature, without requiring an electrical heater. This makes it an ideal solution for locations with extremely low temperatures. It is also suitable for retrofit projects as it can achieve water outlet temperatures of up to 75 °C (M Series).

					
Heating - Cooling - DHW.	Radiators - Fan coil - Underfloor heating - DHW.	Extreme cold ambient and retrofit.	ErP class (heating 35 °C / 55 °C) ¹⁾ .	Wi-Fi ready (included in M Series).	Smart Grid ready ²⁾ .

System	Hydraulic		Split	
Series · Refrigerant	M · R290	J · R32	K · R32	H · R410A
Minimum outdoor temperature	-28 °C ⁵⁾	-20 °C	-28 °C	-28 °C
Maximum water outlet temperature	75 °C	65 °C ⁶⁾	65 °C	60 °C
Maximum DHW temperature	65 °C without heater ³⁾	65 °C ⁴⁾	65 °C ⁴⁾	65 °C ⁴⁾
Type	All in One - Bi-bloc - Control Module - Stand-alone outdoor	Mono-bloc	All in One - Bi-bloc	All in One - Bi-bloc
Line-up	9, 12 kW (1ph) 9, 12, 16, 20, 25, 30 kW (3ph)	9, 12 kW (1ph) 9, 12, 16 kW (3ph)	9, 12 kW (1ph) 9, 12, 16 kW (3ph)	9, 12, 16 kW (3ph)

The information in this page is applicable in most of models in each line up, check product specifications to confirm by model. 1) Scale from A+++ to D. 2) With optional PCB CZ-NS*P. 3) For L Series, at -10 °C or higher. For M Series, at -15 °C or higher. 4) DHW maximum temperature with heater. 5) For 9 to 16 kW models. -25 °C for 20 to 30 kW models. 6) It is possible to set temperature by 65 °C on remote controller. Normally, outlet water temperature is 60 °C or lower. In case of ΔT setting with remote controller is 15 °C and the outdoor ambient temperature is 5 to 20 °C, outlet water temperature 65 °C is possible.

Panasonic introduces Aquarea M, the 2nd Series of air to water heat pumps with R290

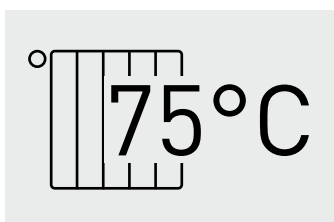
Aquarea air to water heat pumps with R290 refrigerant range is a groundbreaking low energy system for heating, cooling and domestic hot water production that delivers outstanding performance, aligning with our vision of a carbon-free society and our GREEN IMPACT plan.


R290
NATURAL
REFRIGERANT



0,02 Global
Warming
Potential

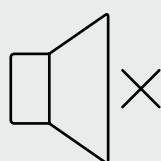
Panasonic's newest series are engineered with industry leading natural refrigerant R290, which has a low Global Warming Potential (GWP) of just 0,02, helping reduce CO₂ emissions and environmental impact.



Output water.

Up to 75 °C water outlet down to -15 °C* outdoor.

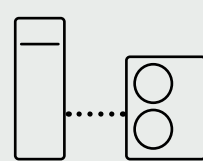
* -10 °C for L Series. Down to 15 °C outdoor for 20, 25 and 30 kW models.



Quiet operation.

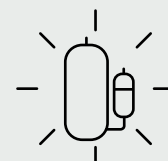
Only 27 dB(A) sound pressure at 5m*.

* Sound pressure calculation for WH-WDG05LE5, free standing, A +7 °C, W 35 °C in Quiet mode 3.



Flexible hydraulic installation.

Hydraulic connection between indoor and outdoor.



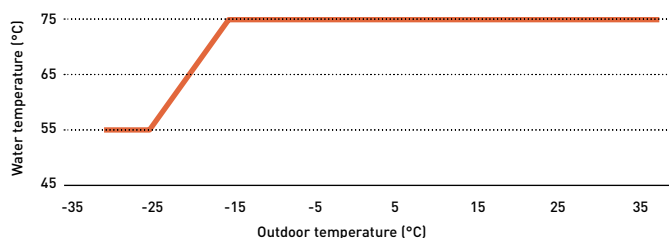
Made and designed by Panasonic.

Reliable outdoor units with Panasonic compressor.

Output water. High performance under extreme conditions

Excellent solution for heating system retrofit.

The compressor operates without backup heating down to -28°C ambient temperatures, and can be integrated alongside existing radiators with a high-water flow temperature of up to 75°C at -15°C outside temperature. Even at -28°C outside temperature, it can supply hot water at 55°C .



* For M Series 9, 12 and 16 kW models. In case of L Series operation down to -25°C and 75°C water outlet down to -10°C ambient.

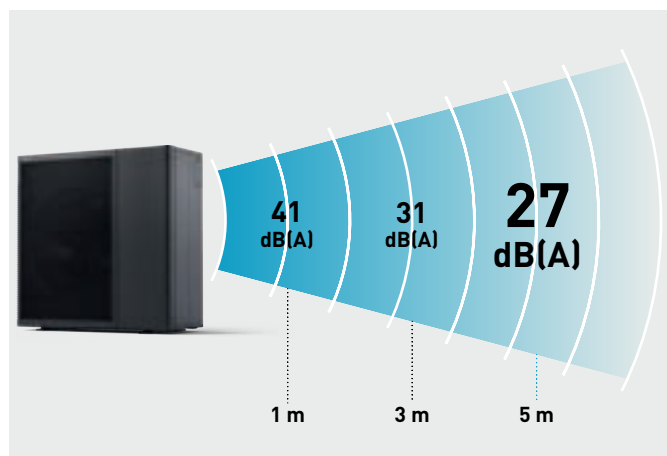
Sterilisation process without heater.

It can also reach a domestic hot water temperature of up to 65°C without the use of the electric heater, so the tank sterilisation can be performed with the heat pump operation.



Quiet operation. Panasonic's unique low noise architecture

The compressor, which is a major source of noise, is equipped with a double-bottomed structure to provide a safe, quiet structure that does not disturb neighbours in crowded residential areas.



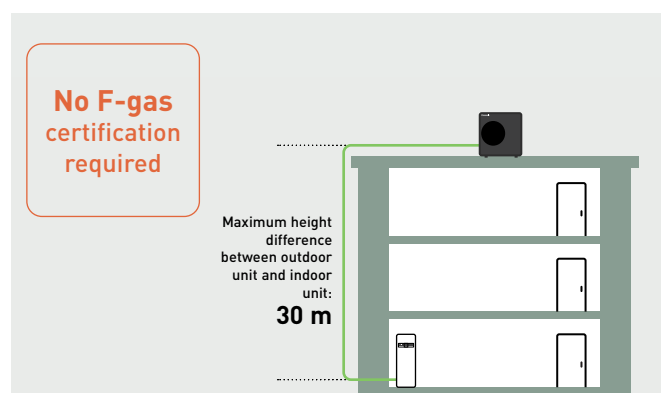
* Sound pressure calculation for WH-WDG05LE5, free standing, A $+7^{\circ}\text{C}$, W 35°C in Quiet mode 3.

Flexible hydraulic installation

The installation of the system is 100% hydraulic, with only water pipes between the outdoor unit and the interior of the home.

More living space at home.

No indoor safety measures needed for refrigerant or fuel gas piping.



* For L Series only when the outdoor unit is installed above the indoor unit, and the water pressure does not exceed 1 bar at the outdoor unit.

Made and designed by Panasonic.

Aquarea High Performance L Series from 5 to 9 kW.



Aquarea T-CAP M Series from 9 to 30 kW.



* Check availability of units and combinations.

Comfort heating and peace of mind with Aquarea solution

Panasonic extends its commitment to comfort and energy savings beyond heat pumps by offering a comprehensive range of solutions for indoor comfort.


Aquarea Air Smart fan coils.

Stylish, compact fan coil units for high comfort and energy savings.


Aquarea Air Smart fan coil floor standing.
Even narrower and thinner fan coils.



Aquarea Air Smart fan coil wall-mounted.
The thinnest and most quietest in its class.



Aquarea Air Smart fan coil ducted / ducted multi zone.
Thin version with only 185 mm height.
Integrated multi zone management (2-5 zones, with the multi zone line-up).

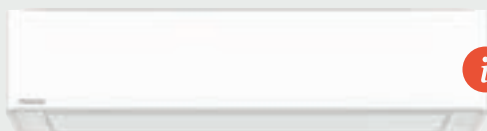


Fan coil units.




A large range of fan coil units dedicated to commercial applications.

NEW fan coil wall-mounted - FK1.
Stylish design. nanoe™ X (Generator Mark 3).



nanoe™ X

Fan coil comfort AC/EC fan.
Floor and ceiling units with high configuration flexibility.



New 2025

tado° for room heating control and smart energy management services.

Unlocking maximum efficiency and savings - without sacrificing cosy temperatures at any time.

tado° smart heating customers save an average of 22% on their energy consumption.

* Based on internal data averaged across all tado° customers, collected up to 11/2023.



Aquarea Loop, the water loop heat pump for multi-occupancy buildings.

Efficiently replaces existing radiators in centralised heating systems.



Wide range of water tanks DHW tanks, buffer tanks and combo tanks available.




Residential ventilation units.

Aquarea Vent -Counter flow ventilation units.
Suitable for single family houses or apartments.
High-efficiency sensible heat recovery.



Heat recovery ventilation unit.
Designed for areas up to approximately 140 m².
High energy-efficiency rotary heat exchanger with EC - technology fans.



Cascade solutions.

Boost the capacity up to 300 kW by connecting the Aquarea Heat Pumps in cascade.




















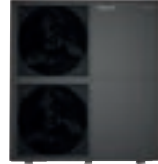
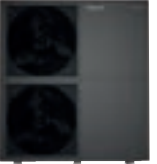






Aquarea Service Cloud.

For remote maintenance of the Aquarea Heat Pump.




1) Available summer 2025. 2) Also available with other backup heater capacities. 3) Requires CZ-RTW2TAW1C.

Aquarea T-CAP	9 kW	12 kW	16 kW	20 kW	25 kW	30 kW
P. 20  All in One • R290 1ph - 3ph	 NEW WH-ADC0916M3E5UK1 ²⁾ WH-ADC0916M3E5UK2 ¹⁾ WH-ADC0916M3E5UK3 ¹⁾ WH-WXG09ME5	 NEW WH-ADC0916M3E5UK1 ²⁾ WH-ADC0916M3E5UK2 ¹⁾ WH-ADC0916M3E5UK3 ¹⁾ ²⁾ WH-WXG12ME5	 NEW WH-ADC0316M9E8UK2 WH-ADC0316M9E8UK3 ³⁾ WH-WXG16ME8			
P. 20  Bi-bloc • R290 1ph - 3ph	 NEW WH-SDC0916M3E5 ²⁾ WH-SDC0316M9E8 ³⁾ WH-WXG09ME5 WH-WXG09ME8	 NEW WH-SDC0916M3E5 ²⁾ WH-SDC0316M9E8 ³⁾ WH-WXG12ME5 WH-WXG12ME8	 NEW WH-SDC0316M9E8 ³⁾ WH-WXG16ME8			
P. 20 , 23  Control module • R290 1ph - 3ph	 NEW WH-CME5 WH-CME8 WH-WXG09ME5 WH-WXG09ME8	 NEW WH-CME5 WH-CME8 WH-WXG12ME5 WH-WXG12ME8	 NEW WH-CME8 WH-WXG16ME8	 NEW WH-CME8L WH-WXG20ME8	 NEW WH-CME8L WH-WXG25ME8	 NEW WH-CME8L WH-WXG30ME8
P. 20 , 23  Stand-alone • R290 ⁴⁾ 1ph - 3ph	 NEW WH-WXG09ME5 WH-WXG09ME8	 NEW WH-WXG12ME5 WH-WXG12ME8	 NEW WH-WXG16ME8	 NEW WH-WXG20ME8	 NEW WH-WXG25ME8	 NEW WH-WXG30ME8
P. 24 Mono-bloc • R32 1ph - 3ph	 WH-MXC09J3E5 WH-MXC09J3E8	 WH-MXC12J6E5 WH-MXC12J9E8	 WH-MXC16J9E8			

Models with R290 refrigerant. Models with R32 refrigerant.

1) Also available with other backup heater capacities. 2) Available Autumn 2025. 3) Available in December 2024. 4) Requires CZ-RTW2TAW1C.
WH-__E5 1ph // WH-__E8 3ph.

Aquarea Split

Aquarea High Performance		3 kW	5 kW	7 kW	9 kW	12 kW	16 kW
P. 25, 28, 29, 30, 31, 30	All in One · R32 1ph - 3ph						
		WH-ADC0309K3E5UK ¹⁾ WH-UDZ03KE5	WH-ADC0309K3E5UK ¹⁾ WH-UDZ05KE5	WH-ADC0309K3E5UK ¹⁾ WH-UDZ07KE5	WH-ADC0309K3E5UK ¹⁾ WH-UDZ09KE5 NEW WH-UDZ09KE8	WH-ADC0912K6E5UK WH-UDZ12KE5 NEW WH-UDZ12KE8	
P. 26	Bi-bloc · R32 1ph - 3ph						
		WH-SDC0309K3E5 ¹⁾ WH-UDZ03KE5	WH-SDC0309K3E5 ¹⁾ WH-UDZ05KE5	WH-SDC0309K3E5 ¹⁾ WH-UDZ07KE5	WH-SDC0309K3E5 ¹⁾ WH-UDZ09KE5 NEW WH-SDC09K3E8 ¹⁾ WH-UDZ09KE8	WH-SDC12K6E5 WH-UDZ12KE5 NEW WH-SDC12K9E8 WH-UDZ12KE8	NEW WH-SDC16K9E8 WH-UDZ16KE8

Models with R32 refrigerant.
1) Also available with other backup heater capacities. 2) Available in November 2024.
WH-__E5 1ph // WH-__E8 3ph.

Aquarea T-CAP		9 kW	12 kW	16 kW
P. 36, 28, 34, 35	All in One · R32 1ph - 3ph	 WH-ADC0912K6E5UK3 ²⁾ WH-UXZ09KE5	 WH-ADC0912K6E5UK3 ²⁾ WH-UXZ12KE5 WH-UXZ12KE8	
P. 29	Bi-bloc · R32 1ph - 3ph	 WH-SXC09K3E5 ¹⁾ WH-UXZ09KE5 WH-SXC09K3E8 WH-UXZ09KE8	 WH-SXC12K6E5 WH-UXZ12KE5 WH-SXC12K9E8 WH-UXZ12KE8	 WH-SXC16K9E8 WH-UXZ16KE8

Models with R32 refrigerant. Models with R410A refrigerant.
1) Also available with other backup heater capacities. 2) Available in November 2024.
WH-__E5 1ph // WH-__E8 3ph.

Aquarea High Performance Hydraulic


NEW Aquarea High Performance Hydraulic M Series Single phase - R290

Water outlet temperature up to 75 °C down to -15 °C. Wi-Fi adapter included for smart control via Panasonic Comfort Cloud App. Operation range down to -25 °C in heating.



New 2025

Included



Combination table					Outdoor unit	
					Heating capacity	
					Single phase	
					12,0 kW	16 kW
					WH-WDG12ME5	WH-WDG16ME5
Indoor unit	DHW tank	Backup heater capacity		RRP €		
Hydraulic All in One	120 L	3 kW	WH-ADC0916M3E5UK1	4,127	✓	✓
	185 L	3 kW	WH-ADC0916M3E5UK2	4,498	✓	✓
	260 L	3 kW	WH-ADC0916M3E5UK3	4,934	✓	✓
Hydraulic Bi-bloc	1ph —	3 kW	WH-SDC0916M3E5	1,346	✓	✓
Control module	1ph —	—	WH-CME5	858	✓	✓
	3ph —	—	WH-CME8	858	✓	✓
Remote controller with Wi-Fi adapter	—	—	CZ-RTW2TAW1C	548	✓	✓

The prices of the All in One units includes the compulsory G3-KIT

Outdoor unit		Heating capacity / COP		Cooling capacity / EER	SCOP	Energy class (heating)	Piping information		Sound power ¹⁾	Dimension	Weight
		A +7 °C, W 35 °C	A +7 °C, W 55 °C	A 35 °C, W 18 °C	W 35 °C / W 55 °C	W 35 °C / W 55 °C	Pipe length range (std / max)	Elevation difference (in / out)	Heat	H x W x D	
		kW/COP	kW/COP	kW/EER		A+++ to D	m	m	dB(A)	mm	kg
1ph	WH-WDG12ME5*	12,10/4,78	12,10/3,03	9,00/3,92	4,58/3,57	A+++ / A++	5/30	30	55	1520 x 1200 x 370	160
	WH-WDG16ME5*	16,00/4,31	14,70/2,72	9,00/3,92	4,46/3,57	A+++ / A++	5/30	30	59	1520 x 1200 x 370	160

Indoor unit		Water volume	DHW tank ERP	Piping information			Electrical information			Dimension	Weight
			Energy class ²⁾	Water pipe connector			Electric backup heater	Recommended fuse, supply ³⁾	Recommended minimum cable size, supply ³⁾	H x W x D	
		L	A+ to F	Room	Shower	In / out	kW	A	mm ²	mm	kg
All in One											
1ph	WH-ADC0916M3E5UK1*	120	A	1 1/4	3/4	1 1/4 / 1 1/4	3,00	16	3x1,5	1293 x 599 x 602	74
	WH-ADC0916M3E5UK2	185	A+	1 1/4	3/4	1 1/4 / 1 1/4	3,00	15/16	3x1,5	1642 x 599 x 602	88
Bi-bloc											
1ph	WH-SDC0916M3E5	—	—	—	—	1 1/4 / 1 1/4	3,00	15/16	3x1,5	892 x 500 x 348	28
3ph	WH-SDC0316M9E8	—	—	—	—	1 1/4 / 1 1/4	9,00	20	5x1,5	892 x 500 x 348	29

Control module	Field supply electrical backup heater	Recommended fuse, supply ³⁾	Recommended minimum cable size, supply ³⁾	Connecting cable to the outdoor unit size	Dimension H x W x D	Net weight
			mm ²	mm ²	mm	kg
			3x1,5	2x0,75	454 x 520 x 116	7
			3x4,0	2x0,75	454 x 520 x 116	7

d). 2) Scale from A+ to F. Energy class A with 16 kW outdoor unit. 3) Check local regulations. * Available Autumn 2025. Product is designed to comply with the European drinking water standard (EU) 2020/2184. The lifespan of the product is the use of tap water when salt or other impurities are contained, nor in areas of acidic water quality. Maintenance and



Aquarea High Performance Hydraulic

Aquarea High Performance Hydraulic L Series Single phase - R290


Water outlet temperature up to 75 °C down to -10 °C.

Wi-Fi adapter included.

Operation range down to -25 °C in heating.



Included



Combination table					Outdoor unit		
					Heating capacity		
					Single phase (power to indoor)		
					5,0 kW	7,0 kW	9,0 kW
					WH-WDG05LE5	WH-WDG07LE5	WH-WDG09LE5
					RRP €		
Indoor unit							
Hydraulic All in One	1ph	120 L	3 kW	WH-ADC0509L3E5UK1	4,392	✓	✓
		185 L	3 kW	WH-ADC0509L3E5UK2	TBC	✓	✓
Hydraulic Bi-bloc	1ph	—	3 kW	WH-SDC0509L3E5	1,265	✓	✓

The prices of the All in One units includes the compulsory G3-KIT

Outdoor unit										
		Heating capacity / COP		Cooling capacity / EER	SCOP	Energy class (heating)	Piping information		Sound power ¹⁾	Dimension
		A +7 °C, W 35 °C	A +7 °C, W 55 °C	A 35 °C, W 18 °C	W 35 °C / W 55 °C	W 35 °C / W 55 °C	Pipe length range (std / max)	Elevation difference (in / out)	Heat	H x W x D
		kW/COP	kW/COP	kW/EER		A+++ to D	m	m	dB(A)	mm
1ph	WH-WDG05LE5	5,00/5,05	5,00/3,07	5,00/5,00	5,06/3,63	A+++ / A++	5/30	10	52	996 x 980 x 430
	WH-WDG07LE5	7,00/4,93	7,00/2,98	7,00/4,73	4,96/3,62	A+++ / A++	5/30	10	53	996 x 980 x 430
	WH-WDG09LE5	9,00/4,55	8,90/3,03	9,00/4,19	4,84/3,67	A+++ / A++	5/30	10	54	996 x 980 x 430

Indoor unit										
		Water volume	DHW tank ERP	Piping information			Electrical information			Dimension
			Energy class ²⁾	Water pipe connector			Electric backup heater	Recommended fuse, supply 1 / 2 ³⁾	Recommended minimum cable size, supply 1 / 2 ³⁾	H x W x D
		L	A+ to F	Room	Shower	In / out	kW	A	mm ²	mm
All in One										
1ph	WH-ADC0509L3E5UK1*	120	A+	1 1/4	3/4	Tentative data	3,00	25/16	3x2,5/3x1,5	1293 x 599 x 602
	WH-ADC0509L3E5UK2	185	A+	1 1/4	3/4	1/1	3,00	25/16	3x2,5/3x1,5	1642 x 599 x 602
Bi-bloc										
1ph	WH-SDC0509L3E5	—	—	1 1/4	—	1/1	3,00	25/16	3x2,5/3x1,5	892 x 500 x 348
	WH-SDC0509L6E5	—	—	1 1/4	—	Tentative data	6,00	25/30	3x2,5/3x4,0	892 x 500 x 348



1) Sound power level in accordance to EN 12102 under conditions of the EN 14825 (part load). 2) Scale from A+ to F. In combination with WH-WDG05LE5, WH-WDG07LE5 or WH-WDG09LE5 outdoor units.
3) Check local regulations. * Available summer 2025. Tentative data. ** EER and COP calculation is based in accordance to EN 14511. *** This product is designed to comply with the European drinking water standard (EU) 2020/2184. The lifespan of the product is not guaranteed in the case of the use of groundwater, such as spring water or well water, the use of tap water when salt or other impurities are contained, nor in areas of acidic water quality. Maintenance and warranty costs related to these cases are the customer's responsibility.



GOOD DESIGN AWARD 2022
BEST 100



reddot design award



Aquarea High Performance Hydraulic

Aquarea High Performance Mono-bloc J Series Single phase - MDC · R32

Optional Wi-Fi adapter (CZ-TAW1C).

Operation range down to -20 °C in heating.

Optional



Outdoor unit	Heating capacity / COP		Cooling capacity / EER		Heating W 35 °C / W 55 °C		Sound power ¹⁾ Heat dB(A)	Dimension / Weight H x W x D mm / kg	RRP £
	A +7 °C, W 35 °C	A +7 °C, W 55 °C	A 35 °C, W 18 °C		SCOP	Energy class			
	kW/COP	kW/COP	kW/EER			A+++ to D			
WH-MDC05J3E5	5,00/5,08	5,00/3,01	5,00/5,05		5,12/3,63	A+++ / A++	59	865 x 1283 x 320 / 99	3,019
WH-MDC07J3E5	7,00/4,76	7,00/2,82	7,00/4,73		4,90/3,32	A+++ / A++	59	865 x 1283 x 320 / 104	3,570
WH-MDC09J3E5	9,00/4,48	8,95/2,78	9,00/4,25		4,90/3,32	A+++ / A++	59	865 x 1283 x 320 / 104	3,940

Piping information				
Outdoor unit	kW	5,0	7,0	9,0
Water pipe connector	Inch	R 1¼	R 1¼	R 1¼

Electrical information (power supply to indoor)				
Single phase				
Outdoor unit	kW	5,0	7,0	9,0
Electric backup heater	kW	3,00	3,00	3,00
Recommended fuse ²⁾	A	30/15	30/15	30/16
Recommended minimum cable size, supply 1 / 2 ²⁾	mm²	3x1,5/3x1,5	3x2,5/3x1,5	3x2,5/3x1,5

1) Sound power in accordance to 811/2013, 813/2013 and EN 12102-1:2017 at +7 °C. 2) Check local regulations. * EER and COP calculation is based in accordance to EN 14511.

Comfort heating and peace of mind with Aquarea solution.

Panasonic extends its commitment to comfort and energy savings beyond heat pumps by offering a comprehensive range of solutions for indoor comfort.

Fan coils for indoor climate control.

Residential ventilation for Indoor Air Quality with energy savings.

Room control and smart energy management services.

High efficiency tanks.

Aquarea Service Cloud for remote maintenance of the heat pump.

AQUAREA SERVICE+

Aquarea Service +.
Let us take care of your Aquarea Heat Pumps.

New Aquarea Heat Pumps + tado°, the integrated solution for maximum energy savings and comfort.

tado° | Panasonic

Partnership for smart heat pump solutions



tado° X enables room control and smart energy management services.

By joining forces, Panasonic and tado° are developing specially tailored auto-control software and new services for Panasonic's Aquarea air to water heat pumps, which provides a variety of customers with differentiating values such as further comfort and energy savings.



Heat Pump Optimizer X.
Intelligent heating control optimised for Aquarea Heat Pumps. Less energy consumption, providing all-in-one temperature control for individual rooms or zones.



Smart Radiator Thermostat X ¹⁾.
Control the radiators with the tado° app and save energy. Compatible with almost all thermostatic radiator valves (TRV).



Wired Smart Thermostat X ¹⁾.
Control the temperature in each room with the tado° app and save energy. It can also be used to control water-based underfloor heating.



Wireless Temperature Sensor X.
Optional Add-on for the Smart Radiator Thermostat X for a more precise temperature measurement at any specific location in a room.



Bridge X ²⁾.
Allows seamless integration of third-party devices through Matter connectivity and extends the Thread network in larger homes.



The tado° app ³⁾.
Intuitive smart heating technology with Geofencing, Open Window Detection, Multi-Room Control, and offline Smart Schedules.

12-month free subscription to Balance for Heat Pumps*.


tado° Room control sets with Heat Pump Optimizer X		RRP £
KIT-TSRTXHP0XUK	Set of tado° Heat Pump Optimizer X and 1x Smart Radiator Thermostat X	309
KIT-TSRTX4HP0XUK	Set of tado° Heat Pump Optimizer X and 4x tado° Smart Radiator Thermostat X	531
KIT-TSTXHP0XUK	Set of tado° Heat Pump Optimizer X and 1x Smart Thermostat X	338
KIT-TSTXSRTX2HP0XUK	Set of tado° Heat Pump Optimizer X and 1x Smart Thermostat X and 2x Smart Radiator Thermostat X	504

tado° Room control sets with Bridge X		RRP £
PAW-TSRTXB	tado° Smart Radiator Thermostat X with Bridge X	134
PAW-TSTXB	tado° Smart Thermostat X with Bridge X	165
PAW-TSTXSRTX2B	Set of 1x Smart Thermostat X, 2x Smart Radiator Thermostat X and 1x Bridge X	289
tado° X devices		RRP £
PAW-THPOXE	tado° Heat Pump Optimizer X (with Europlug)	208
PAW-TSTX	tado° Smart Thermostat X	112
PAW-TSRTX	tado° Smart Radiator Thermostat X	83
PAW-TSRTX4	4x tado° Smart Radiator Thermostat X	305
PAW-TWTSX	tado° Wireless Temperature Sensor X	84
PAW-TBX	tado° Bridge X	59

1) Requires the tado° Heat Pump Optimizer X, the tado° Bridge X or another Thread border router. 2) Not required with a Heat Pump Optimizer X or another Thread border router. 3) With the purchase of PAW-THPOXE or PAW-THPOXUK. This promotion is subject to change without notice.

Aquarea M Series, the modular heat pump concept of Panasonic

Introducing M Series T-CAP, the latest generation of Aquarea air to water heat pumps with R290.



reddot design award



GOOD DESIGN AWARD 2024

BEST 100

* For 9, 12 and 16 kW single and three phase.



Output water.

Up to 75 °C water outlet down to -15 °C outdoor*.

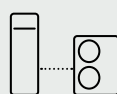
* Down to 15 °C outdoor for 20, 25 and 30 kW models.



Quiet operation.

Only 29 dB(A) sound pressure at 5 m*.

* Sound pressure calculation for WH-WXG12ME5, free standing, A +7 °C, W 35 °C in Quiet mode 3.



Flexible hydraulic installation.

Hydraulic connection between indoor and outdoor.



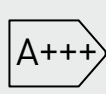
Made and designed by Panasonic.

Reliable outdoor units with Panasonic compressor.



Panasonic Comfort Cloud App and Aquarea Service Cloud included.

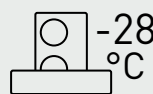
Smart control and maintenance.



High efficiency.

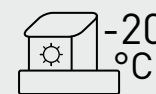
ErP 35 °C. Energy efficiency class up to A+++*.

* Scale from A+++ to D.



Extreme conditions.

Compressor operating down to -28 °C outdoor temperatures.



T-CAP.

Keeping heating capacity down to -20 °C.

Flexible installation, suitable for retrofit and new buildings.

Thanks to its new, modular concept, the outdoor unit can function independently with just an indoor remote control, for those seeking basic functionalities. Homeowners can opt for enhanced functionality by incorporating the more advanced control module or selecting between a Bi-bloc or All in One indoor units.



	Remote controller	Control module	Bi-bloc	All in One
CN-CNT	✓ [1]	✓ [2]	✓ [2]	✓ [2]
Backup heater	—	Field supply	✓	✓
Expansion vessel (10 L)	—	—	✓	✓
Additional functions	—	CZ-NS7P	CZ-NS6P	CZ-NS6P

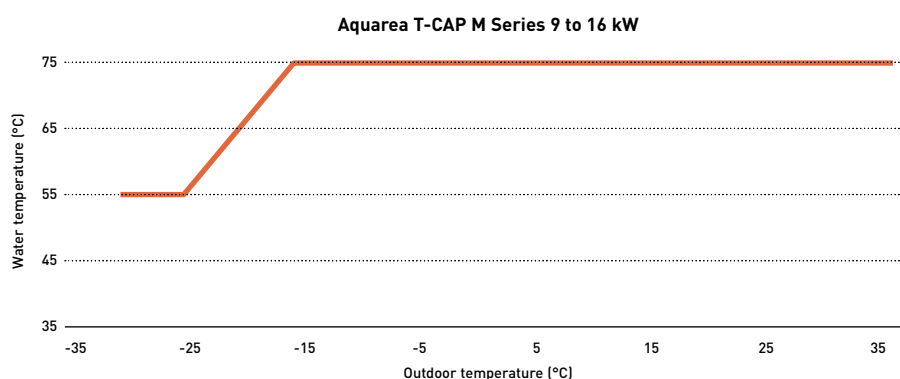
Output water. High performance under extreme conditions

Excellent solution for heating system retrofit.

The compressor operates without backup heating down to -28°C ambient temperatures, and can be integrated alongside existing radiators with a high-water flow temperature of up to 75°C at -15°C outside temperature.

Even at -28°C outside temperature, it can supply hot water at 55°C .

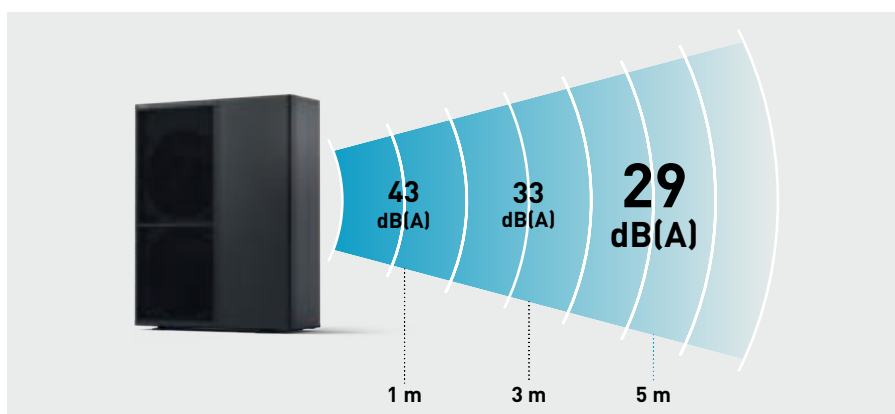
* For M Series 9, 12 and 16 kW models.



Quiet operation. Panasonic's unique low noise architecture

The compressor, which is a major source of noise, is equipped with a double-bottomed structure to provide a safe, quiet structure that does not disturb neighbours in crowded residential areas.

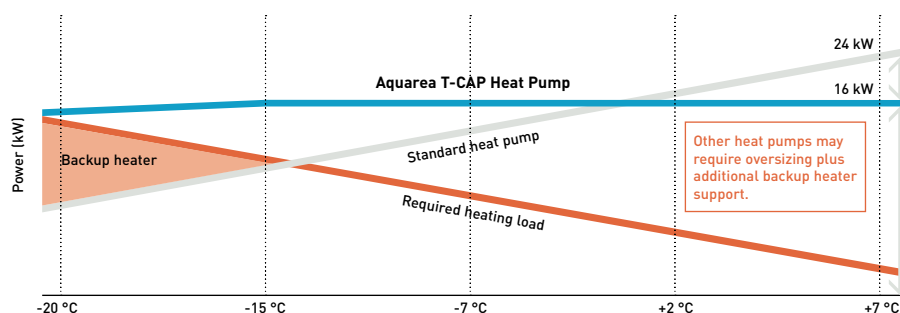
* Sound pressure calculation for WH-WXG12ME8, free standing, A +7 °C, W 35 °C in Quiet mode 3.



Aquarea T-CAP, high performance whatever the climate

With Aquarea T-CAP technology and the new compressor with Injection technology, Panasonic heat pumps can work in outdoor temperatures as low as -28°C and maintain capacity without backup heating at -20°C .*

* At 35°C flow temperature WH-WXG20/25/30ME8 work down to -25°C outdoor.



Other heat pumps may require oversizing plus additional backup heater support.

Aquarea T-CAP Hydraulic

Aquarea T-CAP Hydraulic M Series Single phase / Three phase - R290

Water outlet temperature up to 75 °C down to -15 °C.

Maintained capacity at 55 °C down to -15 °C.

Wi-Fi adapter included for smart control via Panasonic Comfort Cloud App.

Operation range down to -28 °C in heating.

Combination table					Outdoor unit				
					Heating capacity				
					Single phase		Three phase		
					9,0 kW	12,0 kW	9,0 kW	12,0 kW	16,0 kW
					WH-WXG09ME5	WH-WXG12ME5	WH-WXG09ME8	WH-WXG12ME8	WH-WXG16ME8
Indoor unit	DHW tank	Backup heater capacity	Electrical anode	RRP £	4,728	6,029	5,124	6,225	7,927
Hydraulic All in One	120 L	3 kW	WH-ADC0916M3E5UK1	4,127	✓	✓	—	—	—
	185 L	3 kW	WH-ADC0916M3E5UK2	4,498	✓	✓	—	—	—
	260 L	3 kW	WH-ADC0916M3E5UK3	4,934	✓	✓	—	—	—
Hydraulic Bi-bloc	1ph	—	3 kW	WH-SDC0916M3E5	1,346	✓	✓	—	—
	3ph	—	9 kW	WH-SDC0316M9E8	TBC	✓	✓	✓	✓
Control module	1ph	—	—	WH-CME5	858	✓	✓	—	—
	3ph	—	—	WH-CME8	858	✓	✓	✓	✓
Remote controller with Wi-Fi adapter	—	—	—	CZ-RTW2TAW1C	548	✓	✓	✓	✓

The prices of the All in One units includes the compulsory G3-KIT

Aquarea M Series, the latest generation of Aquarea air to water heat pumps with R290.



Output water.

Up to 75 °C water outlet down to -15 °C outdoor*.

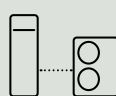
* Down to 15 °C outdoor for 20, 25 and 30 kW models.



Quiet operation.

Only 29 dB(A) sound pressure at 5m*.

* Sound pressure calculation for WH-WXG12ME5, free standing, A +7 °C, W 35 °C in Quiet mode 3.



Flexible hydraulic installation.

Hydraulic connection between indoor and outdoor.



Made and designed by Panasonic.

Reliable outdoor units with Panasonic compressor.



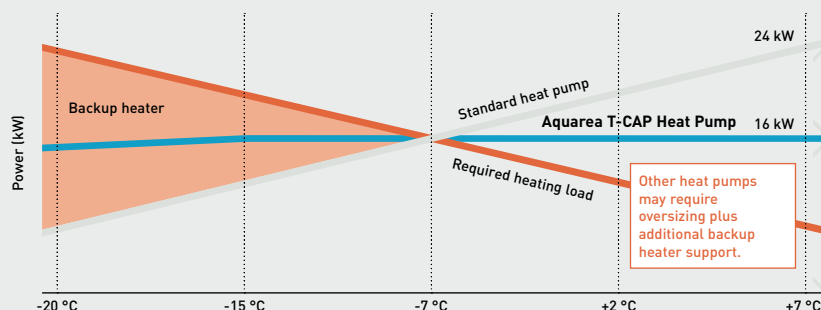
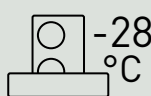
Panasonic Comfort Cloud App and Aquarea Service Cloud included.

Smart control and maintenance.

Aquarea T-CAP, high performance whatever the climate

With Aquarea T-CAP technology and the new compressor with Injection technology, Panasonic heat pumps can work in outdoor temperatures as low as -28 °C and maintain capacity without backup heating at -15 °C*.

* WH-WXG20/25/30ME8 work down to -25 °C outdoor.





Outdoor unit		Heating capacity / COP		Cooling capacity / EER	SCOP	Energy class (heating)	Piping information		Sound power ¹⁾	Dimension	Weight
		A +7 °C, W 35 °C	A +7 °C, W 55 °C	A 35 °C, W 18 °C at Comfort mode	W 35 °C / W 55 °C	W 35 °C / W 55 °C	Pipe length range (std / max)	Elevation difference (in / out)	Heat	H xW x D	
		kW/COP	kW/COP	kW/EER		A+++ to D	m	m	dB(A)	mm	kg
1ph	WH-WXG09ME5	9,00/5,23	9,00/3,24	—	5,00/3,50	A+++ / A++	5/30	30	52	1520 x 1200 x 430	163
	WH-WXG12ME5	12,10/4,78	12,00/3,23	—	4,73/3,65	A+++ / A++	5/30	30	53	1520 x 1200 x 430	163
3ph	WH-WXG09ME8	9,00/5,23	9,00/3,24	—	5,00/3,50	A+++ / A++	5/30	30	52	1520 x 1200 x 430	163
	WH-WXG12ME8	12,00/5,06	12,00/3,23	—	4,73/3,65	A+++ / A++	5/30	30	53	1520 x 1200 x 430	163
	WH-WXG16ME8	16,00/4,89	16,00/3,20	—	4,75/3,70	A+++ / A++	5/30	30	57	1520 x 1200 x 430	165

Indoor unit	Water volume	DHW tank ERP	Piping information			Electrical information			Dimension	Weight
		Energy class ²⁾	Water pipe connector			Electric backup heater	Recommended fuse, supply ³⁾	Recommended minimum cable size, supply ³⁾	H xW x D	
		Room	Shower	In / out						
	L	A+ to F	Inch	Inch	Inch	kW	A	mm²	mm	kg

All in One											
1ph	WH-ADC0916M3E5UK1*	120	A	1¼	3/4	1¼/1¼	3	16	3x1,5	1293 x 599 x 602	74
	WH-ADC0916M3E5UK2	185	A+	1¼	3/4	1¼/1¼	3	15/16	3x1,5	1642 x 599 x 602	88
	WH-ADC0916M3E5UK3	260	A+	1¼	3/4	1¼/1¼	3	15/16	3x1,5	2036 x 599 x 602	105

Bi-bloc											
1ph	WH-SDC0916M3E5	—	—	—	—	1¼/1¼	3	15/16	3x1,5	892 x 500 x 348	28
	WH-SDC0916M6E5	—	—	—	—	1¼/1¼	6	30	3x4,0	892 x 500 x 348	28
3ph	WH-SDC0316M9E8	—	—	—	—	1¼/1¼	9	20	5x1,5	892 x 500 x 348	29

The prices of the All in One units includes the compulsory G3-KIT

Control module		Field supply electrical backup heater	Recommended fuse, supply ³⁾	Recommended minimum cable size, supply ³⁾	Connecting cable to the outdoor unit size	Dimension	Net weight
		kW	A	mm ²	mm ²	H x W x D	kg
1ph	WH-CME5	Up to 3 kW	16	3x1,5	2x0,75	454 x 520 x 116	7
3ph	WH-CME8	Up to 9 kW	30	3x4,0	2x0,75	454 x 520 x 116	7

Panasonic Comfort Cloud App.

Remote control from anywhere, anytime.

The Panasonic Comfort Cloud App provides a powerful and user-friendly service for the management and monitoring of Aquarea Heat Pumps for the end users and enables remote maintenance by service partners.

* Requires Wi-Fi adapter CZ-TAW1C or CZ-TAW1C.




* User interface image may change without notification.

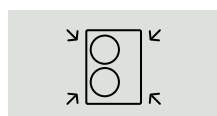
Big Aquarea T-CAP M Series, the ideal solution for centralised heating and DHW installations

The new Big Aquarea M Series offers a flexible, compact and energy-efficient solution for central heating and/or domestic hot water installations in multi-family or commercial buildings.

The solution is suitable for both new buildings and retrofits, as it offers a more sustainable alternative to traditional fossil fuel heating systems and it can be easily integrated with existing water system such as fan coils, floor heating or domestic hot water tanks.



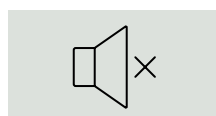
Up to 300 kW in cascade.



Compact solution with small footprint.



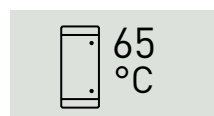
Keeping capacity at 55 °C water outlet down to -15 °C outdoor.



Quiet operation.



Panasonic Inverter compressor.



DHW at 65 °C with compressor only.

- Units from 20 to 30 kW, up to 300 kW in cascade
- Easy replacement of other heating sources
- Flexible control options: remote control only or control module for enhanced functionality
- Seamless Modbus integration
- Designed to blend with architecture and environment


Maintained capacity.
Time-saving installation.
Cost-saving.
Space-saving.

2x 20 kW
heat pump



Conventional cascade system

1x 30 kW
Big Aquarea T-CAP

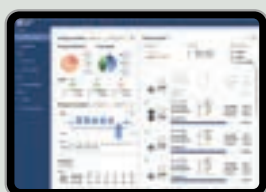


New Panasonic Aquarea T-CAP M Series


For 30 kW demand at 55 °C water outlet and -7 °C outdoor temperature.



P-Smart Edge.
Control and monitoring online solution for Aquarea Cascade Edge systems wherever you are. In a simple click, configure and receive status updates of all your units.



P-Smart Nexus.
Smart multi-site online control which allows a remote global supervision of all your sites.



Aquarea T-CAP Hydraulic

Big Aquarea T-CAP Hydraulic M Series Three phase · R290

Water outlet temperature up to 75 °C.

Maintained capacity at 55 °C down to -15 °C.

Wi-Fi adapter included for smart control via Panasonic Comfort Cloud App.

Operation range down to -25 °C in heating.



Included



Combination table				Outdoor unit		
				Heating capacity		
				Three phase		
				20,0 kW	25,0 kW	30,0 kW
				WH-WXG20ME8	WH-WXG25ME8	WH-WXG30ME8
Indoor unit			RRP €	10,554	12,449	14,155
Control module	3ph	WH-CME8L	945	✓	✓	✓
Remote controller with Wi-Fi adapter	—	CZ-RTW2TAW1C	548	✓	✓	✓

Outdoor unit		Heating capacity / COP		Cooling capacity / EER	SCOP	Energy class (heating)	Piping information		Sound power ¹⁾	Dimension	Weight
		A +7 °C, W 35 °C	A +7 °C, W 55 °C	A 35 °C, W 18 °C at Comfort mode	W 35 °C / W 55 °C	W 35 °C / W 55 °C	Pipe length range (std / max)	Elevation difference (in / out)	Heat	H x W x D	
		kW/COP	kW/COP	kW/EER		A+++ to D	m	m	dB(A)	mm	kg
3ph	WH-WXG20ME8	20,00/4,80	20,00/3,18	20,00/4,79	4,36/3,59	A++/A++	—/—	—	56	1645x1500 x460	240
	WH-WXG25ME8	25,00/4,50	25,00/3,00	25,00/4,47	4,25/3,57	A++/A++	—/—	—	59	1645x1500 x460	240
	WH-WXG30ME8	30,00/4,40	30,00/3,00	30,00/4,10	3,95/3,46	A++/A++	—/—	—	61	1645x1500 x460	240

Control module		Field supply electrical backup heater	Recommended fuse, supply ²⁾	Recommended minimum cable size, supply ²⁾	Connecting cable to the outdoor unit size	Dimension	Net weight
						H x W x D	
		kW	A	mm²	mm²	mm	kg
3ph	WH-CME8L	Up to 18 kW	20 [≤9kW] 40 [9kW< ≤18kW]	5x2,5 [≤12kW] 5x4,0 [12kW< ≤15kW] 5x6,0 [15kW< ≤18kW]	2x0,75	450 x 450 x 116	7

1) Sound power level in accordance to EN 12102 under conditions of the EN 14825 (part load). 2) Check local regulations. * Available in December 2024. Tentative data. ** EER and COP calculation is based in accordance to EN 14511. *** This product is designed to comply with the European drinking water standard [EU] 2020/2184. The lifespan of the product is not guaranteed in the case of the use of groundwater, such as spring water or well water, the use of tap water when salt or other impurities are contained, nor in areas of acidic water quality. Maintenance and warranty costs related to these cases are the customer's responsibility.



Hi-durability outdoor units

Panasonic Air to Water outdoor unit coils have been treated for high resistance to corrosion to ensure long-lasting performance. No need for expensive and time consuming third part coatings. Tests have been completed under the norm ASTM B117 for 1000 hours.

Note: Selecting this unit does not completely eliminate the possibility of corrosion developing. For details concerning unit installation and maintenance, please consult an authorised dealer.

Aquarea T-CAP Hydraulic

Aquarea T-CAP Mono-bloc J Series Single phase / Three phase - MXC · R32

Optional Wi-Fi adapter (CZ-TAW1C).

Operation range down to -20 °C in heating.

Optional



Outdoor unit	Heating capacity / COP		Cooling capacity / EER		Heating W 35 °C / W 55 °C		Sound power ¹⁾ Heat dB(A)	Dimension / Weight H x W x D mm / kg	RRP €
	A +7 °C, W 35 °C kW / COP	A +7 °C, W 55 °C kW / COP	A 35 °C, W 18 °C kW / EER		SCOP	Energy class A+++ to D			
WH-MXC09J3E5	9,00/5,08	9,00/3,08	9,00/4,62		4,96/3,57	A+++ / A++	61	1410 x 1283 x 320 / 140	4,362
WH-MXC12J6E5	12,00/4,80	12,00/3,05	12,00/3,95		4,96/3,57	A+++ / A++	61	1410 x 1283 x 320 / 140	5,455
WH-MXC09J3E8	9,00/5,08	9,00/3,08	9,00/4,46		4,96/3,57	A+++ / A++	61	1410 x 1283 x 320 / 140	5,320
WH-MXC12J9E8	12,00/4,80	12,00/3,05	12,00/3,79		4,96/3,57	A+++ / A++	61	1410 x 1283 x 320 / 140	6,368
WH-MXC16J9E8	16,00/4,52	16,00/2,86	16,00/3,75		4,46/3,31	A+++ / A++	63	1410 x 1283 x 320 / 150	7,988

Piping information

Outdoor unit	kW	9,0	12,0	9,0	12,0	16,0
Water pipe connector	Inch	R 1½	R 1½	R 1½	R 1½	R 1½

Electrical information (power supply to indoor)

Outdoor unit	kW	Single phase			Three phase		
		9,0	12,0		9,0	12,0	16,0
Electric backup heater	kW	3,00	6,00		3,00	9,00	9,00
Recommended fuse ²⁾	A	30/30	30/30		20/16	20/20	20/20
Recommended minimum cable size, supply 1 / 2 ²⁾	mm²	3x4,0 or 6,0/ 3x4,0	3x4,0 or 6,0/ 3x4,0		5x1,5/ 3x1,5	5x1,5/ 5x1,5	5x1,5/ 5x1,5

1) Sound power in accordance to 811/2013, 813/2013 and EN 12102-1:2017 at +7 °C. 2) Check local regulations. * EER and COP calculation is based in accordance to EN 14511.

Panasonic Comfort Cloud App.

Remote control from anywhere, anytime.

The Panasonic Comfort Cloud App provides a powerful and user-friendly service for the management and monitoring of Aquarea Heat Pumps for the end users and enables remote maintenance by service partners.

* Requires Wi-Fi adapter CZ-TAW1C or CZ-TAW1C.




* User interface image may change without notification.

Aquarea Service Cloud.

With the Aquarea Service Cloud, installers can remotely take care of their customers' heating systems.

It saves time and money and shortens the response time, thus increasing the customers' satisfaction.



Aquarea High Performance Split

Aquarea High Performance All in One 185L K Series Single phase - R32

Optional Wi-Fi adapter (CZ-TAW1C).

Indoor unit (HxWxD): 1642x599x602 mm.

Operation range down to -25 °C ¹⁾ in heating.

Optional 



Kit	Heating capacity / COP		Cooling capacity / EER	Heating W 35 °C / W 55 °C		DHW		Indoor unit	Outdoor unit		RRP
	A +7 °C, W 35 °C	A +7 °C, W 55 °C	A 35 °C, W 18 °C	SCOP	Energy class	Energy class	COPdhw	W	Sound power ²⁾	Dimension / Weight	
	kW/COP	kW/COP	kW/EER		A+++ to D	A+ to F		WH-	Heat	H x W x D	
								kg	dB(A)	mm / kg	£
KIT-ADC03K3E5UK	3,20/5,33	3,20/2,81	3,20/4,71	5,07/3,47	A+++ / A++	A+	3,20	ADC0309K3E5UK 100	UDZ03KE5 55	622 x 824 x 298 / 37	6,796
KIT-ADC05K3E5UK	5,00/5,10	5,00/3,03	5,00/4,90	5,12/3,63	A+++ / A++	A+	3,50	ADC0309K3E5UK 100	UDZ05KE5 55	795 x 875 x 380 / 55	6,926
KIT-ADC07K3E5UK	7,00/4,86	7,00/2,92	6,70/4,72	4,90/3,62	A+++ / A++	A+	3,50	ADC0309K3E5UK 100	UDZ07KE5 56	795 x 875 x 380 / 55	7,038
KIT-ADC09K3E5UK	9,00/4,55	8,90/2,93	9,00/4,18	4,44/3,41	A+++ / A++	A+	3,50	ADC0309K3E5UK 100	UDZ09KE5 56	795 x 875 x 380 / 55	7,297
KIT-ADC12K6E5UK	12,10/4,78	12,00/2,96	10,70/3,92	4,58/3,33	A+++ / A++	A+	2,50	ADC0912K6E5UK 101	UDZ12KE5 65	1340 x 900 x 320 / 88	8,488
KIT-ADC16K6E5UK*	16,00/4,31	14,70/2,72	13,00/3,80	4,46/3,46	A+++ / A++	A	2,50	ADC0912K6E5UK 101	UDZ16KE5 65	1340 x 900 x 320 / 88	8,838

The prices of the All in One units includes the compulsory G3-KIT

Piping information							
Kit	kW	3,0	5,0	7,0	9,0	12,0	16,0
Piping diameter (liquid - gas)	Inch	1/4 - 1/2	1/4 - 5/8	1/4 - 5/8	1/4 - 5/8	1/4 - 1/2	1/4 - 5/8
Pipe length range	m	3 ~ 25	3 ~ 40 [3 ~ 50] ¹⁾	3 ~ 40 [3 ~ 50] ¹⁾	3 ~ 40 [3 ~ 50] ¹⁾	3 ~ 30 [3 ~ 50] ³⁾	3 ~ 30 [3 ~ 50] ³⁾
Elevation difference (in / out)	m	20	30	30	30	20	20
Pre-charged pipe length	m	10	10	10	10	10	10
Additional gas amount	g/m	20	25	25	25	30	30

Electrical information (power supply to indoor)							
Single phase (3 kW heater)				Single phase (6 kW heater)			
Kit	kW	3,0	5,0	7,0	9,0	12,0	16,0
Electric backup heater	kW	3,00	3,00	3,00	3,00	6,00	6,00
Recommended fuse ⁴⁾	A	16/16	16/16	16/30	25/16	30/30	30/30
Recommended minimum cable size, supply 1 / 2 ⁴⁾	mm ²	3x1,5/ 3x1,5	3x1,5/ 3x1,5	3x1,5/ 3x4,0	3x2,5/ 3x1,5	3x4,0/ 3x4,0	3x4,0/ 3x4,0

1) Operation range down to -25 °C in heating with 3 ~ 40 m pipe length range, operation range down to -15 °C in heating with 3 ~ 50 m pipe length range. 2) Sound power level in accordance to EN 12102 under conditions of the EN 14825. 3) Ambient temperature down to -10 °C. Below -10 °C, permitted piping length and elevation difference is 3 ~ 30 m, 20 m. 4) Check local regulations. * Available in Summer 2025. Tentative data. ** EER and COP calculation is based in accordance to EN 14511. *** This product is designed to comply with the European drinking water standard (EU) 2020/2184. The lifespan of the product is not guaranteed in the case of the use of groundwater, such as spring water or well water, the use of tap water when salt or other impurities are contained, nor in areas of acidic water quality. Maintenance and warranty costs related to these cases are the customer's responsibility.

Aquarea High Performance Split

Aquarea High Performance Bi-bloc K Series Single phase · R32

Optional Wi-Fi adapter (CZ-TAW1C).
Indoor unit (HxWxD): 892x500x348 mm.
Operation range down to -25 °C ¹⁾ in heating.



Kit						Indoor unit		Outdoor unit			RRP
	Heating capacity / COP		Cooling capacity / EER	Heating W 35 °C / W 55 °C		Weight		Sound power ²⁾ Heat	Dimension / Weight		
	A +7 °C, W 35 °C	A +7 °C, W 55 °C	A 35 °C, W 7 °C	SCOP	Energy class				H x W x D		
	kW/COP	kW/COP	kW/EER		A+++ to D	WH-	kg		WH-	dB(A) mm / kg	
											€
KIT-WC03K3E5	3,20/5,33	3,20/2,81	3,20/4,71	5,07/3,47	A+++ / A++	SDC0309K3E5	40	UDZ03KE5	55	622 x 824 x 298 / 37	3,803
KIT-WC05K3E5	5,00/5,10	5,00/3,03	5,00/4,90	5,12/3,63	A+++ / A++	SDC0309K3E5	40	UDZ05KE5	55	795 x 875 x 380 / 55	3,933
KIT-WC07K3E5	7,00/4,86	7,00/2,92	6,70/4,72	4,90/3,62	A+++ / A++	SDC0309K3E5	40	UDZ07KE5	56	795 x 875 x 380 / 55	4,045
KIT-WC09K3E5	9,00/4,55	8,90/2,93	9,00/4,18	4,44/3,41	A+++ / A++	SDC0309K3E5	40	UDZ09KE5	56	795 x 875 x 380 / 55	4,304
KIT-WC12K6E5	12,10/4,78	12,00/2,96	10,70/3,92	4,58/3,33	A+++ / A++	SDC12K6E5	41	UDZ12KE5	65	1340 x 900 x 320 / 88	5,127
KIT-WC16K6E5	16,00/4,31	14,70/2,72	13,00/3,80	4,46/3,46	A+++ / A++	SDC16K6E5	41	UDZ16KE5	65	1340 x 900 x 320 / 88	5,897

Piping information							
Kit	kW	3,0	5,0	7,0	9,0	12,0	16,0
Piping diameter (liquid - gas)	Inch	1/4 - 1/2	1/4 - 5/8	1/4 - 5/8	1/4 - 5/8	1/4 - 1/2	1/4 - 5/8
Pipe length range	m	3 ~ 25	3 ~ 40 (3 ~ 50) ¹⁾	3 ~ 40 (3 ~ 50) ¹⁾	3 ~ 40 (3 ~ 50) ¹⁾	3 ~ 30 (3 ~ 50) ³⁾	3 ~ 30 (3 ~ 50) ³⁾
Elevation difference (in / out)	m	20	30	30	30	20	20
Pre-charged pipe length	m	10	10	10	10	10	10
Additional gas amount	g/m	20	25	25	25	30	30

Electrical information (power supply to indoor)							
Kit	kW	Single phase (3 kW heater)				Single phase (6 kW heater)	
		3,0	5,0	7,0	9,0	12,0	16,0
Electric backup heater	kW	3,00	3,00	3,00	3,00	6,00	6,00
Recommended fuse ⁴⁾	A	16/16	16/16	16/30	25/16	30/30	30/30
Recommended minimum cable size, supply 1 / 2 ⁴⁾	mm ²	3x1,5/ 3x1,5	3x1,5/ 3x1,5	3x1,5/ 3x4,0	3x2,5/ 3x1,5	3x4,0/ 3x4,0	3x4,0/ 3x4,0

1) Operation range down to -25 °C in heating with 3 ~ 40 m pipe length range, operation range down to -15 °C in heating with 3 ~ 50 m pipe length range. 2) Sound power level in accordance to EN 12102 under conditions of the EN 14825. 3) Check local regulations. * Available in Autumn 2024. ** EER and COP calculation is based in accordance to EN 14511. *** This product is designed to comply with the European drinking water standard (EU) 2020/2184. The lifespan of the product is not guaranteed in the case of the use of groundwater, such as spring water or well water, the use of tap water when salt or other impurities are contained, nor in areas of acidic water quality. Maintenance and warranty costs related to these cases are the customer's responsibility.

Aquarea Quick Selector.

Helping you to find the Aquarea Heat Pump for your home in just a few clicks!



Aquarea High Performance Split

Aquarea High Performance Bi-bloc K Series Three phase - SDC · R32

Optional Wi-Fi adapter (CZ-TAW1C).

Indoor unit (HxWxD): 892x500x348 mm.

Operation range down to -25 °C in heating.

Optional



Kit	Heating capacity / COP		Cooling capacity / EER	Heating W 35 °C / W 55 °C		Indoor unit	Outdoor unit			RRP
	A +7 °C, W 35 °C	A +7 °C, W 55 °C	A 35 °C, W 7 °C	SCOP	Energy class	Weight	Sound power ¹⁾ Heat	Dimension / Weight		
	kW/COP	kW/COP	kW/EER		A+++ to D	WH- kg	WH- dB(A)	H x W x D	mm / kg	€
KIT-WC09K3E8	9,00/4,90	9,00/2,97	8,80/4,63	4,96/3,57	A+++ / A++	SDC09K3E8 40	UDZ09KE8 65	1340 x 900 x 320 / 90		4,715
KIT-WC12K9E8	12,10/4,78	12,00/2,96	10,70/3,92	4,58/3,33	A+++ / A++	SDC12K9E8 41	UDZ12KE8 65	1340 x 900 x 320 / 90		5,638
KIT-WC16K9E8	16,00/4,31	14,70/2,72	15,50/3,60	4,46/3,40	A+++ / A++	SDC16K9E8 41	UDZ16KE8 65	1340 x 900 x 320 / 103		6,485

Piping information

Kit	kW	9,0	12,0	16,0
Piping diameter (liquid - gas)	Inch	¼ - ½	¼ - ½	¼ - ½
Pipe length range	m	3 - 30	3 - 30	3 - 30
Elevation difference (in / out)	m	20	20	20
Pre-charged pipe length	m	10	10	10
Additional gas amount	g/m	30	30	30


Electrical information (power supply to indoor)

		Three phase (3 kW heater)		Three phase (9 kW heater)	
Kit	kW	9,0	12,0	16,0	
Electric backup heater	kW	3,00	9,00	9,00	
Recommended fuse ²⁾	A	20/15/16	20/20	20/20	
Recommended minimum cable size, supply 1 / 2 ²⁾	mm ²	5x1,5/3x1,5	5x1,5/5x1,5	5x2,5/5x1,5	

1) Sound power level in accordance to EN 12102 under conditions of the EN 14825. 2) Check local regulations. * EER and COP calculation is based in accordance to EN 14511. ** This product is designed to comply with the European drinking water standard (EU) 2020/2184. The lifespan of the product is not guaranteed in the case of the use of groundwater, such as spring water or well water, the use of tap water when salt or other impurities are contained, nor in areas of acidic water quality. Maintenance and warranty costs related to these cases are the customer's responsibility.

AR Heat Pump Viewer.

Want to show your customer what a Panasonic Aquarea Heat Pump will look like in their home? This is possible with Panasonic's augmented reality tool, the AR Heat Pump Viewer.



Aquarea T-CAP Split

Aquarea T-CAP All in One 185L K Series Single phase - R32

Optional Wi-Fi adapter (CZ-TAW1C).

Indoor unit (H x W x D): 1642 x 599 x 602 mm.

Operation range down to -28 °C in heating.

Optional



Kit	Heating capacity / COP		Cooling capacity / EER	Heating W 35 °C / W 55 °C		DHW		Indoor unit	Weight	Outdoor unit		RRP
	A +7 °C, W 35 °C	A +7 °C, W 55 °C	A 35 °C, W 7 °C	SCOP	Energy class	Energy class	COPdhw			Sound power ¹⁾	Dimension / Weight	
	kW / COP	kW / COP	kW / EER		A+++ to D	A+ to F		WH-	kg	WH-	dB(A) mm / kg	£
KIT-AXC09K6E5	9,00/5,03	9,00/3,07	8,80/4,63	4,96/3,57	A+++ / A++	A	2,80	ADC0912K6E5UK	101	UXZ09KE5	65 1340x900x320/88	8,947
KIT-AXC12K6E5	12,10/4,84	12,10/3,04	10,70/3,92	4,96/3,57	A+++ / A++	A	2,80	ADC0912K6E5UK	101	UXZ12KE5	65 1340x900x320/88	10,043

The prices of the All in One units includes the compulsory G3-KIT

Piping information			
Kit	kW	9,0	12,0
Piping diameter (liquid - gas)	Inch	¼ - ½	¼ - ½
Pipe length range	m	3 - 30	3 - 30
Elevation difference (in / out)	m	20	20
Pre-charged pipe length	m	10	10
Additional gas amount	g/m	30	30

Electrical information (power supply to indoor)			
Single phase			
Kit	kW	9,0	12,0
Electric backup heater	kW	6,00	6,00
Recommended fuse ²⁾	A	30/30	30/30
Recommended minimum cable size, supply 1 / 2 ²⁾	mm ²	3x4,0/ 3x4,0	3x4,0/ 3x4,0

1) Sound power level in accordance to EN 12102 under conditions of the EN 14825. 2) Check local regulations. * EER and COP calculation is based in accordance to EN 14511. ** This product is designed to comply with the European drinking water standard (EU) 2020/2184. The lifespan of the product is not guaranteed in the case of the use of groundwater, such as spring water or well water, the use of tap water when salt or other impurities are contained, nor in areas of acidic water quality. Maintenance and warranty costs related to these cases are the customer's responsibility.

NEW Aquarea T-CAP All in One 260L K Series. Single phase- R32

Optional Wi-Fi adapter (CZ-TAW1C).

Indoor unit (H x W x D): 2036 x 599 x 602 mm.

Operation range down to -28 °C in heating.

New 2025

Optional



Kit	Heating capacity / COP		Cooling capacity / EER	Heating W 35 °C / W 55 °C		DHW		Indoor unit	Weight	Outdoor unit		RRP
	A +7 °C, W 35 °C	A +7 °C, W 55 °C	A 35 °C, W 18 °C	SCOP	Energy class	Energy class	COPdhw			Sound power ¹⁾	Dimension / Weight	
	kW / COP	kW / COP	kW / EER		A+++ to D	A+ to F		WH-	kg	WH-	dB(A) mm / kg	£
KIT-AXC09K6E53	9,00/5,03	9,00/3,07	8,80/4,63	4,96/3,57	A+++ / A++	A+	3,08	ADC0912K6E53uk	119	UXZ09KE5	65 1340x900x320/88	9,680
KIT-AXC12K6E53	12,10/4,84	12,10/3,04	10,70/3,92	4,96/3,57	A+++ / A++	A+	3,08	ADC0912K6E53uk	119	UXZ12KE5	65 1340x900x320/88	10,776

The prices of the All in One units includes the compulsory G3-KIT

Piping information			
Kit	kW	9,0	12,0
Piping diameter (liquid - gas)	Inch	¼ - ½	¼ - ½
Pipe length range	m	3 - 30	3 - 30
Elevation difference (in / out)	m	20	20
Pre-charged pipe length	m	10	10
Additional gas amount	g/m	30	30

Electrical information (power supply to indoor)			
Single phase			
Kit	kW	9,0	12,0
Electric backup heater	kW	6,00	6,00
Recommended fuse ²⁾	A	30/30	30/30
Recommended minimum cable size, supply 1 / 2 ²⁾	mm ²	3x4,0/ 3x4,0	3x4,0/ 3x4,0

1) Sound power level in accordance to EN 12102 under conditions of the EN 14825. 2) Check local regulations. * EER and COP calculation is based in accordance to EN 14511. ** This product is designed to comply with the European drinking water standard (EU) 2020/2184. The lifespan of the product is not guaranteed in the case of the use of groundwater, such as spring water or well water, the use of tap water when salt or other impurities are contained, nor in areas of acidic water quality. Maintenance and warranty costs related to these cases are the customer's responsibility.

Aquarea T-CAP Split

Aquarea T-CAP Bi-bloc K Series Single phase / Three phase - R32

Optional Wi-Fi adapter (CZ-TAW1C).

Indoor unit (H x W x D): 892 x 500 x 348 mm.

Operation range down to -28 °C in heating.



Kit	Heating capacity / COP		Cooling capacity / EER	Heating W 35 °C / W 55 °C		Indoor unit	Outdoor unit		RRP
	A +7 °C, W 35 °C	A +7 °C, W 55 °C	A 35 °C, W 7 °C	SCOP	Energy class	Weight	Sound power ¹⁾ Heat	Dimension / Weight H x W x D	
	kW/COP	kW/COP	kW/EER		A+++ to D	WH- kg	WH- dB(A)	mm / kg	€
KIT-WXC09K3E5	9,00/5,03	9,00/3,07	8,80/4,63	4,96/3,57	A+++ / A++	SXC09K3E5 40	UXZ09KE5 65	1340 x 900 x 320 / 88	5,421
KIT-WXC09K3E8	9,00/5,03	9,00/3,07	8,80/4,63	4,96/3,57	A+++ / A++	SXC09K3E8 40	UXZ09KE8 65	1340 x 900 x 320 / 90	7,024
KIT-WXC12K6E5	12,10/4,84	12,10/3,04	10,70/3,92	4,96/3,57	A+++ / A++	SXC12K6E5 41	UXZ12KE5 65	1340 x 900 x 320 / 88	6,789
KIT-WXC12K9E8	12,10/4,84	12,10/3,04	10,70/3,92	4,58/3,46	A+++ / A++	SXC12K9E8 41	UXZ12KE8 65	1340 x 900 x 320 / 90	7,621
KIT-WXC16K9E8	16,00/4,38	16,00/2,72	15,50/3,60	4,46/3,31	A+++ / A++	SXC16K9E8 42	UXZ16KE8 65	1340 x 900 x 320 / 103	8,833

Piping information

Kit	kW	9,0	12,0	9,0	12,0	16,0
Piping diameter (liquid - gas)	Inch	1/4 - 1/2	1/4 - 1/2	1/4 - 1/2	1/4 - 1/2	1/4 - 1/2
Pipe length range	m	3 ~ 30	3 ~ 30	3 ~ 30	3 ~ 30	3 ~ 30
Elevation difference (in / out)	m	20	20	20	20	20
Pre-charged pipe length	m	10	10	10	10	10
Additional gas amount	g/m	30	30	30	30	30

Electrical information (power supply to indoor)

Kit	kW	Single phase (3 kW)		Three phase (3 kW)		Three phase (9 kW)	
		9,0	12,0	9,0	12,0	16,0	
Electric backup heater	kW	3,00	6,00	3,00	9,00	9,00	
Recommended fuse	A	30/15 or 16	30/30	20/15 or 16	20/20	20/20	
Recommended minimum cable size, supply 1 / 2 ²⁾	mm ²	3x4,0/3x1,5	3x4,0/3x4,0	5x1,5/3x1,5	5x1,5/5x1,5	5x2,5/5x1,5	

1) Sound power level in accordance to EN 12102 under conditions of the EN 14825. 2) Check local regulations. * EER and COP calculation is based in accordance to EN 14511. ** This product is designed to comply with the European drinking water standard (EU) 2020/2184. The lifespan of the product is not guaranteed in the case of the use of groundwater, such as spring water or well water, the use of tap water when salt or other impurities are contained, nor in areas of acidic water quality. Maintenance and warranty costs related to these cases are the customer's responsibility.

Aquarea Designer - online tool.

With Panasonic's online tool, projects can be developed simply and easily. The developed tool is optimised to help HVAC professionals easily identify the most appropriate Aquarea air to water heat pump for a particular application. Available on PRO Club.



New Aquarea Loop, the water loop heat pump for multi-occupancy buildings

The Aquarea Loop is a decentralised water to air heat pump using R290, designed to provide heating and cooling for each apartment connected to a central water loop (20 ~ 30 °C).

Efficiently replaces existing radiators in centralised heating systems.

Aquarea Loop offers low thermal losses and high seasonal efficiency. Enjoy simultaneous heating and cooling while effortlessly integrating with existing pipework for seamless renovations.



Low thermal losses.



High seasonal efficiency of the entire system.



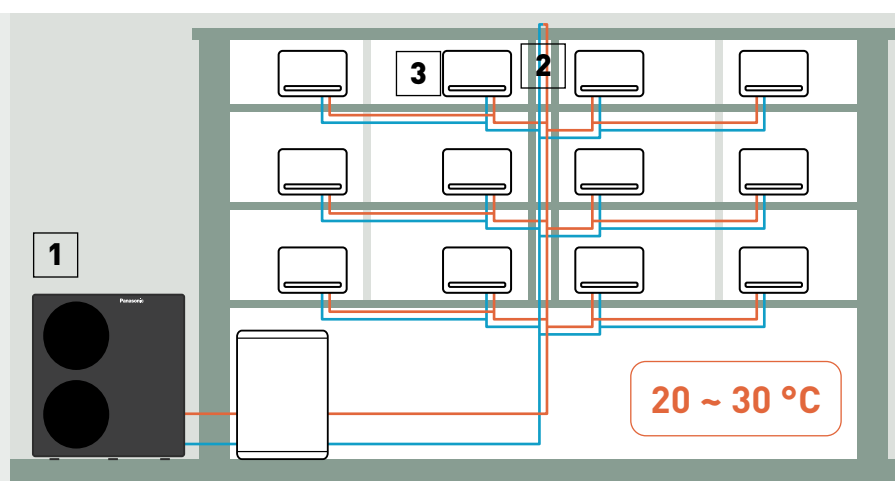
Simultaneous heating and cooling.



Use of existing pipework for renovations*.

* Based on the low flow rate requirement – must be checked on each project.

- 1 | Centralised Aquarea Heat Pump replacing a high temperature traditional heat source
- 2 | Loop water temperature 20 ~ 30 °C. The existing pipework may be reused
- 3 | Aquarea Loop heat pump replacing conventional radiators



NEW Aquarea Loop - R290

Compact indoor unit – depth of only 140 mm.

DC Inverter compressor with R290.

Cooling in summer.



New 2025

Optional



Model [the complete model codes are shown in the table below]	Nominal capacity		Air flow Ave m³/h	Dimension H x W x D mm	Empty weight kg
	Cooling ¹⁾ kW	Heating ²⁾ kW			
1ph P-CWSL10	1,10	1,10	105	641 x 775 x 144	35
P-CWSL20	1,50	2,00	205	641 x 975 x 144	40
P-CWSL30	2,60	3,10	305	641 x 1225 x 144	45

Water connections information

Aquarea Loop	10	20	30
Connection type	Eurokonus	Eurokonus	Eurokonus
Hydraulic connections	Inch 3/4	3/4	3/4

1) Loop water temperature 30 °C - Ambient air temperature 27 °C, indoor humidity 38% - Performance according to EN 14511. 2) Ring water temperature 20 °C - Ambient air temperature 20 °C, indoor humidity 50% - Performance according to EN 14511.

Aquarea Loop		With on-board display			With on-board display with integrated Wi-Fi		
Hydraulic configuration	Without valves	P-CWSL10SC5-HCE	P-CWSL20SC5-HCE	P-CWSL30SC5-HCE	P-CWSL10SC5-WCE	P-CWSL20SC5-WCE	P-CWSL30SC5-WCE
	RRP €	1,519	1,611	1,877	1,538	1,630	1,896
	Without valves + injection kit	P-CWSL10SC5-HFE	P-CWSL20SC5-HFE	P-CWSL30SC5-HFE	P-CWSL10SC5-WFE	P-CWSL20SC5-WFE	P-CWSL30SC5-WFE
	RRP €	1,641	1,733	1,999	1,660	1,752	2,018
	2 and 3 way valve with modulation	P-CWSL10SC5-HBE	P-CWSL20SC5-HBE	P-CWSL30SC5-HBE	P-CWSL10SC5-WBE	P-CWSL20SC5-WBE	P-CWSL30SC5-WBE
	RRP €	1,854	1,946	2,242	1,873	1,965	2,261
	2 and 3 way valve with modulation + injection kit	P-CWSL10SC5-HEE	P-CWSL20SC5-HEE	P-CWSL30SC5-HEE	P-CWSL10SC5-WEE	P-CWSL20SC5-WEE	P-CWSL30SC5-WEE
	RRP €	1,976	2,067	2,364	1,995	2,086	2,383

Aquarea Home App, seamless control of all Aquarea room solutions

Effortlessly manage your comfort at home anytime, anywhere, 24/7.

Introducing Aquarea Home App: the ultimate solution for managing your Aquarea room solutions with a simple touch on your smartphone or tablet, anytime, anywhere.

The Aquarea Home App features an intuitive and user-friendly interface, allowing you to seamlessly control Aquarea Heat Pumps, Aquarea Air Smart fan coils, Aquarea Loop, RAC Solo, and ventilation systems using a smartphone or tablet.



Centralised remote control.

Manage all your Aquarea systems from one app.



Further energy savings.

With the individual room temperature control.



Weekly timer.

Set different operating times for each room.



User-friendly interface.

Easily manage home comfort.



Aquarea Air Smart fan coils

NEW Aquarea Air Smart fan coil floor standing

Slim chassis profile, only 119 mm.

DC Inverter – maximising comfort and energy savings.

Modulated air flow.

New 2025

Optional



Model [the complete model codes are shown in the table below]	Total capacity		Air flow Max m³/h	Maximum static pressure Pa	Dimension H x W x D mm	Weight kg
	Cooling ¹⁾	Heating ²⁾				
	Med kW	Med kW				
P-FAL10	0,73	0,69	146	10	580 x 680 x 119	13
P-FAL20	1,36	1,50	294	10	580 x 880 x 119	16
1ph P-FAL30	2,08	2,15	438	13	580 x 1080 x 119	18
P-FAL35	2,39	2,56	567	13	580 x 1280 x 119	20
P-FAL40	2,57	2,78	663	13	580 x 1480 x 119	23

Water connections information

Aquarea Air Smart fan coils	10	20	30	35	40
Hydraulic connections type	Eurokonus	Eurokonus	Eurokonus	Eurokonus	Eurokonus
Hydraulic connections	Inch 3/4	3/4	3/4	3/4	3/4

1) According to Eurovent standard. Air: 27 °C DB/19 °C WB, chilled water: 7 °C/12 °C. 2) According to Eurovent standard. Air: 20 °C, hot water: 45 °C/40 °C.

Option 1. Standard configurations with built-in accessories

Fan coil with on-board display

Left-hand piping, vertical installation, built-in 3 way valve	RRP £
P-FAL10SC-HLE	720
P-FAL20SC-HLE	758
P-FAL30SC-HLE	835
P-FAL35SC-HLE	933
P-FAL40SC-HLE	1,010

Fan coil with wall-mounted control

Left-hand piping, vertical installation, built-in 3 way valve			RRP £
P-FAL10SC-RLE			682
P-FAL20SC-RLE			720
P-FAL30SC-RLE			797
P-FAL35SC-RLE			895
P-FAL40SC-RLE			971
Control (required, to be ordered separately)	With Modbus	PCZ-EEB749	126
	With integrated Wi-Fi	PCZ-EFB749	153

Option 2. Configure your own Aquarea Air Smart fan coil floor standing unit

Left-hand piping		RRP £	Right-hand piping	RRP £
P-FAL10SC-00E		408	P-FAL10DC-00E	434
P-FAL20SC-00E		446	P-FAL20DC-00E	473
P-FAL30SC-00E		522	P-FAL30DC-00E	549
P-FAL35SC-00E		622	P-FAL35DC-00E	647
P-FAL40SC-00E		697	P-FAL40DC-00E	724
Control options (required)	On-board display	With Modbus	PCZ-ECA844	164
		With integrated Wi-Fi	PCZ-EWA844	183
	Wall-mounted control	With Modbus	PCZ-ESE845 + PCZ-EEB749	252
		With integrated Wi-Fi	PCZ-ESE845 + PCZ-EFB749	252
	PCB for analog control (0-10 V)		PCZ-B10842	88
	Valve kits (optional)	3 way valve with motor		PCZ-V30720
2 way valve with motor		PCZ-V20139	123	
Condensate drip tray for horizontal installation (optional)	For P-FAL10		PCZ-GB0520	51
	For P-FAL20		PCZ-GB0521	58
	For P-FAL30		PCZ-GB0522	62
	For P-FAL40		PCZ-GB0523	77
	For P-FAL50		PCZ-GB0524	81

Accessories and options

PCZ-LC0158	Feet for floor pipe cover	RRP £
		46

Accessories and options

PCZ-LC0606	Feet for anchoring the unit to the floor	RRP £
		77

Control options.

On-board display with Modbus or integrated Wi-Fi.



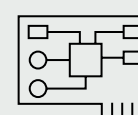
Wall-mounted control with Modbus or integrated Wi-Fi.

PCZ-EEB749 /
PCZ-EFB749



PCB for analog control (0-10 V).

PCZ-B10842



Aquarea Air Smart fan coils

NEW Aquarea Air Smart fan coil wall-mounted


Slim chassis profile, only 128 mm.

DC Inverter – maximising comfort and energy savings.

Modulated air flow.

New 2025

Optional



Model (the complete model codes are shown in the table below)	Total capacity		Air flow Max m³/h	Dimension H x W x D mm	Weight kg
	Cooling ¹⁾	Heating ²⁾			
	Med kW	Med kW			
1ph P-FMM10	0,88	0,98	228	335 x 815 x 128	14
P-FMM15	1,08	1,30	331	335 x 1015 x 128	16
P-FMM20	1,21	1,49	440	335 x 1215 x 128	19
P-FMM40	2,66	3,04	788	335 x 1215 x 215	24

Water connections information				
Aquarea Air Smart fan coils	10	15	20	40
Hydraulic connections type	Eurokonus		Eurokonus	Eurokonus
Hydraulic connections	Inch 3/4	3/4	3/4	3/4

1) According to Eurovent standard. Air: 27 °C DB/19 °C WB, chilled water: 7 °C/12 °C. 3) According to Eurovent standard. Air: 20 °C, hot water: 45 °C/40 °C.

Option 1. Standard configurations with built-in accessories

Fan coil with on-board display and wireless IR control			
Right-hand piping, built-in 3 way valve			RRP £
P-FMM10DC-QNE			751
P-FMM15DC-QNE			811
P-FMM20DC-QNE			880
P-FMM40DC-QNE			975
Fan coil with wall-mounted control			
Right-hand piping, built-in 3 way valve			RRP £
P-FMM10DC-RNE			766
P-FMM15DC-RNE			827
P-FMM20DC-RNE			895
P-FMM40DC-RNE			1,051
Control (required, to be ordered separately)	With Modbus	PCZ-EEB749	126
	With integrated Wi-Fi	PCZ-EFB749	153

Option 2. Configure your own Aquarea Air Smart fan coil wall-mounted unit

Fan coil with on-board display and wireless IR control			
Left-hand piping	RRP £	Right-hand piping	RRP £
P-FMM10SC-Q0E	636	P-FMM10DC-Q0E	595
P-FMM15SC-Q0E	697	P-FMM15DC-Q0E	655
P-FMM20SC-Q0E	766	P-FMM20DC-Q0E	724
—	—	P-FMM40DC-Q0E	838
Fan coil with wall-mounted control			
Left-hand piping	RRP £	Right-hand piping	RRP £
P-FMM10SC-R0E	622	P-FMM10DC-R0E	609
P-FMM15SC-R0E	682	P-FMM15DC-R0E	671
P-FMM20SC-R0E	751	P-FMM20DC-R0E	739
—	—	P-FMM40DC-R0E	914
Control (required, to be ordered separately)	With Modbus	PCZ-EEB749	126
	With integrated Wi-Fi	PCZ-EFB749	153
Fan coil with PCB for analog control (0-10 V)			
Left-hand piping	RRP £	Right-hand piping	RRP £
P-FMM10SC-V0E	622	P-FMM10DC-V0E	595
P-FMM15SC-V0E	682	P-FMM15DC-V0E	655
P-FMM20SC-V0E	751	P-FMM20DC-V0E	724
—	—	P-FMM40DC-V0E	838

Valve kits (optional)			RRP £
PCZ-V30688	3 way valve with motor for models 10, 15, 20		157
PCZ-V30718	3 way valve with motor for model 40		138

Valve kits (optional)			RRP £
PCZ-V20687	2 way valve with motor for models 10, 15, 20		130
PCZ-V20139	2 way valve with motor for model 40		123

Control options.

On-board display with Modbus.

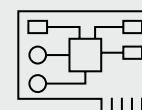


Wall-mounted control with Modbus or integrated Wi-Fi.

PCZ-EEB749 /
PCZ-EFB749



PCB for analog control (0-10 V).



Aquarea Air Smart fan coils

NEW Aquarea Air Smart fan coil ducted thin / ducted

Fan coil ducted units with cooling and heating.

Cooling capacity: 0,7 to 5,3 kW.

Heating capacity: 0,7 to 5,8 kW.

New 2025

Optional



Model (the complete model codes are shown in the table below)	Total capacity		Air flow	Maximum static pressure	Dimension	Weight	
	Cooling ¹⁾	Heating ²⁾					
	Med kW	Med kW					
			Max m³/h	Pa	H x W x D mm	kg	
Ducted thin							
1ph	P-FTN15	1,14	1,32	290	100	185 x 590 x 575	30
	P-FTN20	1,84	1,80	390	90	185 x 790 x 575	41
	P-FTN25	2,17	2,32	550	120	185 x 990 x 575	45
	P-FTN35	2,40	2,76	680	110	185 x 1190 x 575	54
	P-FTN45	2,80	3,98	870	140	185 x 1440 x 575	65
Ducted							
1ph	P-FSN20	1,37	1,48	390	90	240 x 590 x 695	32
	P-FSN25	1,86	2,04	560	130	240 x 790 x 695	43
	P-FSN35	2,38	2,63	730	110	240 x 990 x 695	47
	P-FSN45	3,22	3,77	905	140	240 x 1190 x 695	56
	P-FSN55	3,97	4,23	1150	140	240 x 1440 x 695	67

Water connections information		Ducted thin					Ducted				
Aquarea Air Smart fan coils		15	20	25	35	45	20	25	35	45	55
Hydraulic connections type		Eurokonus	Eurokonus	Eurokonus	Eurokonus	Eurokonus	Eurokonus	Eurokonus	Eurokonus	Eurokonus	Eurokonus
Hydraulic connections		Inch 3/4	3/4	3/4	3/4	3/4	3/4	3/4	3/4	3/4	3/4
Condensate drainage connection		mm 20	20	20	20	20	20	20	20	20	20
Intake air connection (base x height)		mm 460 x 100	660 x 100	860 x 100	1060 x 100	1320 x 100	460 x 150	660 x 150	860 x 150	1060 x 150	1320 x 150
Return air connection (base x height)		mm 510 x 100	710 x 100	910 x 100	1110 x 100	1370 x 100	510 x 150	710 x 150	910 x 150	1110 x 150	1370 x 150

1) According to Eurovent standard. Air: 27 °C DB/19 °C WB, chilled water: 7 °C/12 °C. 2) According to Eurovent standard. Air: 20 °C, hot water: 45 °C/40 °C.

Configure your own Aquarea Air Smart fan coil ducted thin / ducted unit

Fan coil with wall-mounted control			
Left-hand piping	RRP £	Right-hand piping	RRP £
P-FTN15005-RE	751	P-FTN15R05-RE	724
P-FTN20005-RE	842	P-FTN20R05-RE	816
P-FTN25005-RE	1,078	P-FTN25R05-RE	1,051
P-FTN35005-RE	1,154	P-FTN35R05-RE	1,127
P-FTN45005-RE	1,474	P-FTN45R05-RE	1,447
P-FSN20005-RE	TBC	P-FSN20R05-RE	TBC
P-FSN25005-RE	TBC	P-FSN25R05-RE	TBC
P-FSN35005-RE	TBC	P-FSN35R05-RE	TBC
P-FSN45005-RE	TBC	P-FSN45R05-RE	TBC
P-FSN55005-RE	1,512	P-FSN55R05-RE	1,485
Control [required, to be ordered separately]	With Modbus	PCZ-EEB749	126
	With integrated Wi-Fi	PCZ-EFB749	153

Fan coil with PCB for analog control (0-10 V)			
Left-hand piping	RRP £	Right-hand piping	RRP £
P-FTN15005-JE	690	P-FTN15R05-JE	663
P-FTN20005-JE	773	P-FTN20R05-JE	747
P-FTN25005-JE	1,032	P-FTN25R05-JE	1,005
P-FTN35005-JE	1,124	P-FTN35R05-JE	1,097
P-FTN45005-JE	1,443	P-FTN45R05-JE	1,417
P-FSN20005-JE	TBC	P-FSN20R05-JE	TBC
P-FSN25005-JE	TBC	P-FSN25R05-JE	TBC
P-FSN35005-JE	TBC	P-FSN35R05-JE	TBC
P-FSN45005-JE	TBC	P-FSN45R05-JE	TBC
P-FSN55005-JE	1,450	P-FSN55R05-JE	1,424

Valve kits (optional)	RRP £
PCZ-V30361 3 way valve with motor	150

Valve kits (optional)	RRP £
PCZ-V20139 2 way valve with motor	123

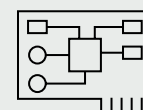
Control options.

Wall-mounted control with Modbus or integrated Wi-Fi.

PCZ-EEB749 /
PCZ-EFB749



PCB for analog control (0-10 V).



Aquarea Air Smart fan coils

NEW Aquarea Air Smart fan coil ducted multi zone thin / ducted multi zone

Fan coil ducted units with cooling and heating.

Cooling capacity: 0,5 to 7,6 kW.

Heating capacity: 0,5 to 8,52 kW.

New 2025

Optional



Model (the complete model codes are shown in the table below)	Total capacity		Air flow	Maximum static pressure	Dimension	Weight	
	Cooling ¹⁾	Heating ²⁾					
	Med	Med	Max		H x W x D		
	kW	kW	m³/h	Pa	mm	kg	
Ducted multi zone thin							
1ph	P-FTQ30	1,97	2,11	480	100	185 x 790 x 575	41
	P-FTQ45	2,97	3,19	720	100	185 x 990 x 575	45
	P-FTQ60	3,68	5,76	960	100	185 x 1190 x 575	54
	P-FTQ65	4,15	4,75	1200	100	185 x 1440 x 575	56
Ducted multi zone							
1ph	P-FSQ30	3,80	3,90	810	100	240 x 790 x 695	43
	P-FSQ45	3,77	4,16	1215	100	240 x 990 x 695	47
	P-FSQ60	4,87	5,42	1620	100	240 x 1190 x 695	56
	P-FSQ75	6,31	6,87	2025	100	240 x 1440 x 695	67

Water connections information		Ducted multi zone thin				Ducted multi zone			
Aquarea Air Smart fan coils		30	45	60	65	30	45	60	75
Hydraulic connections type		Eurokonus				Eurokonus			
Hydraulic connections	Inch	3/4	3/4	3/4	3/4	3/4	3/4	3/4	3/4
Condensate drainage connection	mm	20	20	20	20	20	20	20	20
Intake air connection	mm	160	160	160	160	160	160	160	160
Return air connection (base x height)	mm	630 x 100	830 x 100	1030 x 100	1320 x 100	630 x 150	830 x 150	1030 x 150	1320 x 150

1) According to Eurovent standard. Air: 27 °C DB/19 °C WB, chilled water: 7 °C/12 °C. 2) According to Eurovent standard. Air: 20 °C, hot water: 45 °C/40 °C.

Configure your own Aquarea Air Smart fan coil ducted multi zone thin / ducted multi zone unit

Fan coil with wall-mounted control				Fan coil with PCB for analog control (0-10 V)			
Left-hand piping	RRP €	Right-hand piping	RRP €	Left-hand piping	RRP €	Right-hand piping	RRP €
P-FTQ30005-RE	1,185	P-FTQ30R05-RE	1,158	P-FTQ30005-JE	1,010	P-FTQ30R05-JE	983
P-FTQ45005-RE	1,786	P-FTQ45R05-RE	1,759	P-FTQ45005-JE	1,512	P-FTQ45R05-JE	1,485
P-FTQ60005-RE	2,006	P-FTQ60R05-RE	1,980	P-FTQ60005-JE	1,679	P-FTQ60R05-JE	1,652
P-FTQ65005-RE	2,768	P-FTQ65R05-RE	2,741	P-FTQ65005-JE	2,387	P-FTQ65R05-JE	2,360
P-FSQ30005-RE	1,223	P-FSQ30R05-RE	1,196	P-FSQ30005-JE	1,048	P-FSQ30R05-JE	1,021
P-FSQ45005-RE	1,824	P-FSQ45R05-RE	1,797	P-FSQ45005-JE	1,550	P-FSQ45R05-JE	1,523
P-FSQ60005-RE	2,045	P-FSQ60R05-RE	2,018	P-FSQ60005-JE	1,701	P-FSQ60R05-JE	1,676
P-FSQ75005-RE	2,813	P-FSQ75R05-RE	2,787	P-FSQ75005-JE	2,425	P-FSQ75R05-JE	2,398
Control (required, to be ordered separately)	With Modbus		PCZ-EEB749	126			
	With integrated Wi-Fi		PCZ-EFB749	153			

Valve kits (optional)		RRP €
PCZ-V30361	3 way valve with motor	150

Valve kits (optional)		RRP €
PCZ-V20139	2 way valve with motor	123

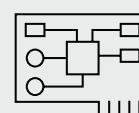
Control options.

Wall-mounted control with Modbus or integrated Wi-Fi.

PCZ-EEB749 /
PCZ-EFB749



PCB for analog control (0-10 V).



Water tanks

Buffer tanks



Tank	Material	Water volume	Energy efficiency class	Dimension	Weight	RRP
		L	A+ to F	Hight / Diameter mm	kg	£
1ph PAW-BTANK50L-2	Stainless Steel	48	B	636 / 430	17	397
PAW-BTANK100L	Stainless Steel	100	B	1175 / 430	28	510
PAW-BTANKG200L	Carbon Steel	194	B	983 / 620	41	642
PAW-BTANKG260L	Carbon Steel	252	C	1239 / 620	46	766

* Automatic air vent and drain cock are included. Built-in pocket sensor (sensor not included). ** 50 and 100 L Buffer Tanks are produced by OSO. 200 and 260 L Buffer Tanks are produced by Lapesa.

Duo tanks

The best option to combine with Mono-bloc units.
DHW tank with buffer tank.



Tank	Material	Water volume	Coil Size	Energy efficiency class ¹⁾	Dimension	Weight (empty)	RRP
		Hot water / Buffer tank		Hot water / Buffer tank	HxWxD		
		L	mm	A+ to F	mm	kg	£
1ph PAW-TD20B7PP-UK	**Stainless steel	185 / 70	1.80	C	1992 / 550	51	2,871
PAW-TD23B6E5PP-UK	*Stainless steel	225 / 65	2.35	A	1755 / 595	65	3,138
PAW-TD30B7PP-UK	**Stainless steel	285 / 70	1.80	C	2030 / 630	64	3,273

1) EU Regulation 812/2013. * Tanks are produced by OSO. ** Tank produced by Gledhill

Stainless steel tanks



Tank	Material	Water volume	Energy efficiency class	Dimension	Weight	RRP
		L	A+ to F	Hight / Diameter mm	kg	£
1ph KIT-G3TD20C1E5-1	Stainless steel	192	A	1270 / 595	50	1,257
KIT-G3TD30C1E5-1	Stainless steel	284	A	1750 / 595	61	1,582
KIT-G3TD30C1E5HI-1	Stainless steel	280	A	1750 / 595	65	1,725

* Stainless steel tanks are produced by OSO.

Ventilation and DHW heat pump

Heat recovery ventilation unit

Designed for areas up to approximately 140 m².

High energy-efficiency rotary heat exchanger with EC - technology fans.



Heat recovery ventilation unit		Air flow		Energy class		Dimension	Weight	RRP
Left connection	Right connection	Nominal m ³ /min	Maximum m ³ /min	Basic unit	With local control on demand	H x W x D mm	kg	£
1ph PAW-A2W-VENTA-L	PAW-A2W-VENTA-R	204 @ 50 Pa	292 @ 100 Pa	A	A	450 x 598 x 500	46	2,192

* Heat recovery ventilation unit is produced by Systemair.

Aquarea Vent - Counter flow ventilation units

Suitable for single family houses or apartments.

High-efficiency sensible heat recovery.

Highly efficient air renewal and filtration, with 80% ePM1 filters.



Aquarea Vent - Counter flow ventilation units		Mounting position	Air flow		Energy class	Dimension	Weight	RRP
			Nominal m ³ /h	Maximum m ³ /h		H x W x D mm	kg	£
1ph	P-VEN15XQAZE5	Horizontal / Vertical	91	130	A	255 x 580 x 580	19	1,071
	P-VEN20XQAZE5	Horizontal / Vertical	140	200	A	313 x 580 x 580	21	1,382
	P-VEN30XQAZE5	Horizontal / Vertical	224	320	A	313 x 580 x 580	21	1,537
	P-VEN40XQAVE5	Vertical	266	389	A	590 x 785 x 735	42	1,857
	P-VEN45XQAE5	Horizontal	288	455	A	290 x 1150 x 1150	40	2,037
	P-VEN45XQAVE5	Vertical	315	450	A	590 x 785 x 735	43	2,080

Remote control (sold separately)		RRP £
PCZ-AHRP0025	Wall-mounted control with Modbus	TBC

Remote control (sold separately)		RRP £
PCZ-AHRP0026	Wall-mounted control with integrated Wi-Fi for remote control via the Aquarea Home App	TBC







Try the new Panasonic Augmented Reality projector.



Helping you to find the Aquarea Heat Pump for your home in just a few clicks!



Quick selection guide - Aquarea Air Smart fan coils

Page	Size	Cooling and heating capacity ^{1) 2) 3)} (kW)	Air flow - Max (m³/h)	Pressure (Pa)	Fan	Dimension H x W x D (mm)
Fan coil floor standing 	10	Cooling: 0,73 Heating: 0,69	146	10		580 x 680 x 119
	20	Cooling: 1,36 Heating: 1,50	294	10		580 x 880 x 119
	30	Cooling: 2,08 Heating: 2,15	438	13		580 x 1080 x 119
	35	Cooling: 2,39 Heating: 2,56	567	13		580 x 1280 x 119
	40	Cooling: 2,57 Heating: 2,78	663	13		580 x 1480 x 119
Fan coil wall-mounted 	10	Cooling: 0,88 Heating: 0,98	228	—		335 x 815 x 128
	15	Cooling: 1,08 Heating: 1,30	331	—		335 x 1015 x 128
	20	Cooling: 1,21 Heating: 1,49	440	—		335 x 1215 x 128
	40	Cooling: 2,66 Heating: 3,04	788	—		335 x 1215 x 215
Fan coil ducted thin 	15	Cooling: 1,14 Heating: 1,32	290	100		185 x 590 x 575
	20	Cooling: 1,84 Heating: 1,80	390	90		185 x 790 x 575
	25	Cooling: 2,17 Heating: 2,32	550	120		185 x 990 x 575
	35	Cooling: 2,40 Heating: 2,76	680	110		185 x 1190 x 575
	45	Cooling: 2,80 Heating: 3,98	870	140		185 x 1440 x 575
Fan coil ducted 	20	Cooling: 1,37 Heating: 1,48	390	90		240 x 590 x 695
	25	Cooling: 1,86 Heating: 2,04	560	130		240 x 790 x 695
	35	Cooling: 2,38 Heating: 2,63	730	110		240 x 990 x 695
	45	Cooling: 3,22 Heating: 3,77	905	140		240 x 1190 x 695
	55	Cooling: 3,97 Heating: 4,23	1150	140		240 x 1440 x 695
Fan coil ducted multi zone thin 	30	Cooling: 1,97 Heating: 2,11	480	100		185 x 790 x 575
	45	Cooling: 2,97 Heating: 3,19	720	100		185 x 990 x 575
	60	Cooling: 3,68 Heating: 5,76	960	100		185 x 1190 x 575
	65	Cooling: 4,15 Heating: 4,75	1200	100		185 x 1440 x 575
Fan coil ducted multi zone 	30	Cooling: 3,80 Heating: 3,90	810	100		240 x 790 x 695
	45	Cooling: 3,77 Heating: 4,16	1215	100		240 x 990 x 695
	60	Cooling: 4,87 Heating: 5,42	1620	100		240 x 1190 x 695
	75	Cooling: 6,31 Heating: 6,87	2025	100		240 x 1440 x 695

1) Data for medium fan speed. Fan standard factory set speeds. 2) Cooling capacity: According to Eurovent standard. Air: 27 °C DB/19 °C WB, chilled water: 7 °C/12 °C. 3) Heating capacity: According to Eurovent standard. Air: 20 °C, hot water: 45 °C/40 °C.

* The Aquarea Air range aligns with the Aquarea commercial policy.

Smart Control with Wiser

Panasonic has partnered with Drayton by Schneider Electric to offer its Wiser room-by-room heating control system. The multi-zone heating system seamlessly integrates with our Panasonic Aquarea Air Source Heat Pumps and the Aquarea Smart Cloud and Service Cloud apps. The Wiser system provides an additional element of energy control and simple home automation.

Wiser

Schneider Electric



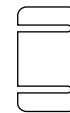
Simplicity.
Standard wallplate,
wireless devices.



Flexibility.
Up to 3 channels, 16
rooms, 63 devices.



Multi-zoning.
Add radiator thermostats,
UFH controller or
electrical heat switch as
required.



App control.
Simple app with boost
and away mode.



Eco mode.
Combines weather
compensation and optimum
stop for maximum savings.




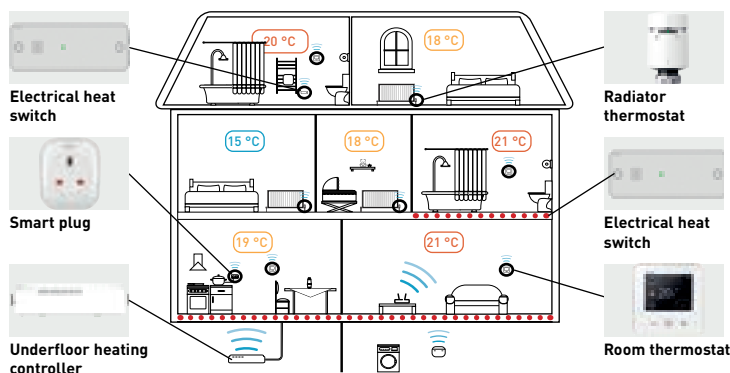
Comfort mode.
Uses optimum start for
maximum comfort.



Heat report and insights.
View and compare
temperatures across
single or multiple rooms.



Geofencing.
Enhanced control with
geofencing through
IFTTT.



The Wiser Home app:

The app has been designed to make your life simple. Step-by-step commissioning instructions guide you through the whole process in just a few minutes.

The user interface has been designed to be intuitive so your customer will have no problem taking control of their heating. Set up can be done within seconds and programming couldn't be easier. Boost, set point and room selections can all be accessed from the home screen.

Download in the App Store –
search Wiser Home.



Scan the QR for more
information and to
purchase your Wiser
home kit.















































For more information on the Wiser product range and for purchasing please visit:

<https://Wiser.draytoncontrols.co.uk/>

To find your closest stockist, please refer to our Distribution Finder by scanning the QR.


























Controls and room thermostats			RRP €
	Remote controller with Wi-Fi adapter (required for stand-alone outdoor units). M Series. Includes 10 m extension cable.	CZ-RTW2TAW1C	548
	Optional remote controller for 2 zone control. M Series.	CZ-RTW2	385
	Optional remote controller for 2 zone control. K and L Series.	CZ-RTW1	122
	Remote control compartment cover for K, L and M Series indoor units.	PAW-A2W-COV-KL	25
	Wired LCD room thermostat with weekly timer.	PAW-A2W-RTWIRED	110
	Wireless LCD room thermostat with weekly timer.	PAW-A2W-RTWIREDLESS	180
Cascade solutions			RRP €
	Cascade manager for Aquarea Heat Pumps. Cascade up to 10 Aquarea Heat Pumps.	PAW-A2W-CMH-3	1,306
	Aquarea Cascade Edge (manager) for Aquarea Heat Pumps with P-Smart Edge control and monitoring software. Cascade up to 4 units.	PAW-A2W-CME4	2,504
	Aquarea Cascade Edge (manager) for Aquarea Heat Pumps with P-Smart Edge control and monitoring software. Cascade up to 10 units.	PAW-A2W-CME10	3,051
PCBs for additional functions			RRP €
	PCB for advanced functions. J and H Series.	CZ-NS4P	175
	PCB for advanced functions. K and L Series.	CZ-NS5P	171
	PCB for advanced functions. M Series All in One and Bi-bloc. (Connection lead -long)	CZ-NS6P	171
	PCB for advanced functions. M Series control module. (Connection lead -short)	CZ-NS7P	TBC
Outdoor unit accessories			RRP €
	Base pan heater for Bi-bloc 3 and 5 kW (except L Series) and K Series 7 and 9 kW (1 fan model).	CZ-NE2P	159
	Base pan heater. J and H Series and K Series 9 kW (2 fans model), 12 and 16 kW.	CZ-NE3P	159
	Base pan heater. L Series 5, 7 and 9 kW and M Series 9, 12, 16 kW.	CZ-NE4P	159
	Base pan heater. M Series 20, 25, 30 kW.	CZ-NE5P	TBC
	Outdoor base ground support for noise and vibration absorption. Dimension (HxWxD): 600x95x130 mm Safe working load: 500 kg	PAW-GRDBSE20	145
	Black ground stand for outdoor unit with 940 mm wide condenser water tray.	PAW-GRDSTD940	145
	Black ground stand for outdoor unit with 1100 mm wide condenser water tray.	PAW-GRDSTD1100	147
	Electrical heater foil for the ground stand with 940 mm wide condenser water tray.	PAW-GRDSTDHTR940	73
	Electrical heater foil for the ground stand with 1100 mm wide condenser water tray.	PAW-GRDSTDHTR1100	84






Hydraulic accessories			RRP €
	3 way valve kit to fit inside the hydrokit. J and H Series.	CZ-NV1	298
	3 way valve kit to fit inside the hydrokit. K and L Series.	CZ-NV2	298
	3 way valve kit to fit inside the hydrokit. M Series.	CZ-NV3	298
	3 way valve for DHW Tanks.	PAW-3WYVLV-HW	177
	1 inch antifreeze valve. order 2 valves per outdoor unit Compatible with 5 - 16kW (WH-MDC, WH-MXC, WH-WXG & WH-WDG) units	PAW-A2W-AFVLV-1	117
	1 1/2 inch antifreeze valve. order 2 valves per outdoor unit. Compatible with 20 - 30KW (WH-WXG) units	PAW-A2W-AFVLV-112	117
	Optional magnet for the water filter in H Series models.	PAW-A2W-MGTFILTER	41
Connectivity			RRP €
	Optional Wi-Fi or WLAN adapter for smart control via Panasonic Comfort Cloud and/or remote maintenance via Aquarea Service Cloud.	CZ-TAW1C	194
	10 m extension cable for CZ-TAW1C.	CZ-TAW1-CBL	52
	Aquarea Home Network Hub for remote control via the Aquarea Home App.	PCZ-ESW737	686
	External meter gateway for K Series onwards.	PAW-A2W-EXTMETER	264
	Modbus PCB for Big Aquarea T-CAP M Series (installed inside the WH-CME8L).	CZ-NSMB	100
	Modbus interface for H Series onwards (Airzone).	PAW-AZAW-MBS-M	260
	Modbus interface (Intesis). H and J Series.	PAW-AW-MBS-H	260
	KNX interface for H Series onwards (Intesis).	PAW-AW-KNX-H	223
	KNX interface for H Series onwards (Airzone).	PAW-AZAW-KNX-1	229
DHW tank accessories			RRP €
	Tank sensor with 5 m cable length.	PAW-TS1	40
	Tank sensor with 20 m cable length.	PAW-TS2	46
	Tank sensor with 5 m cable length and only 6 mm diameter.	PAW-TS4	46
	Temperature sensor kit for third party tank (with copper pocket and 20 m length sensor cable).	CZ-TK1	80
	Impressed current anode for 200 L Stainless Steel tanks.	PAW-EANODE2	TBC
	Impressed current anode for 300 L Stainless Steel tanks.	PAW-EANODE3	TBC



Sensors for Aquarea H Series onwards			RRP £
	Outdoor ambient sensor.	PAW-A2W-TSOD	46
	Zone room sensor.	PAW-A2W-TSRT	46
	Zone water sensor.	PAW-A2W-TSHC	46
	Solar sensor.	PAW-A2W-TSSO	46
	Buffer tank sensor (for H and J Series, PAW-A2W-TSBU required if optional PCB is used.	PAW-A2W-TSBU	46
	In-line heater sensor for the control module M Series.	PAW-A2W-TSBH	42
tado° room control and smart energy management			RRP £
tado° Room control sets with Heat Pump Optimizer X			
	Set of tado° Heat Pump Optimizer X and 1x Smart Radiator Thermostat X.	KIT-TSRTXHP0XUK	309
	Set of tado° Heat Pump Optimizer X and 4x tado° Smart Radiator Thermostat X.	KIT-TSRTX4HP0XUK	531
	Set of tado° Heat Pump Optimizer X and 1x Smart Thermostat X.	KIT-TSTXHP0XUK	338
	Set of tado° Heat Pump Optimizer X and 1x Smart Thermostat X and 2x Smart Radiator Thermostat X.	KIT-TSTXSRTX2HP0XUK	504
tado° Room control sets with Bridge X			
	tado° Smart Radiator Thermostat X with Bridge X.	PAW-TSRTXB	134
	tado° Smart Thermostat X with Bridge X.	PAW-TSTXB	165
	Set of 1x Smart Thermostat X, 2x Smart Radiator Thermostat X and 1x Bridge X.	PAW-TSTXSRTX2B	289
tado° X devices			
	tado° Heat Pump Optimizer X (with Europlug).	PAW-THPOXE	208
	tado° Smart Thermostat X.	PAW-TSTX	112
	tado° Wireless Temperature Sensor X.	PAW-TWTSX	84
	tado° Smart Radiator Thermostat X.	PAW-TSRTX	83
	4x tado° Smart Radiator Thermostat X.	PAW-TSRTX4	305
	tado° Bridge X.	PAW-TBX	59
Aquarea Air Smart fan coil floor standing accessories			RRP £
Control accessories			
	Wall-mounted control with Modbus for Aquarea Air Smart fan coils and Aquarea Vent.	PCZ-EEB749	126
	Wall-mounted control with Integrated Wi-Fi for Aquarea Air Smart fan coils and Aquarea Vent.	PCZ-EFB749	153

	Wall-mounted control PCB for Aquarea Air Smart fan coil floor standing.	PCZ-ESE845	126
	On-board display with Modbus for Aquarea Air Smart fan coil floor standing.	PCZ-ECA844	164
	On-board display with integrated Wi-Fi for Aquarea Air Smart fan coil floor standing.	PCZ-EWA844	183
	PCB for analog control (0-10V) for Aquarea Air Smart fan coils Floor standing.	PCZ-B10842	88
Hydraulic accessories			
	Motorised 3 way valve for Aquarea Air floor standing.	PCZ-V30720	150
	Motorised 2 way valve for Aquarea Air floor standing, wall-mounted 40 and ducted.	PCZ-V20139	123
Installation accessories			
	Condensate drip tray for horizontal installation of the Aquarea Air Smart fan coil floor standing 10.	PCZ-GB0520	51
	Condensate drip tray for horizontal installation of the Aquarea Air Smart fan coil floor standing 20.	PCZ-GB0521	58
	Condensate drip tray for horizontal installation of the Aquarea Air Smart fan coil floor standing 30.	PCZ-GB0522	62
	Condensate drip tray for horizontal installation of the Aquarea Air Smart fan coil floor standing 35.	PCZ-GB0523	77
	Condensate drip tray for horizontal installation of the Aquarea Air Smart fan coil floor standing 40.	PCZ-GB0524	81
	Set of 2 legs to protect water pipes for Aquarea Air floor standing.	PCZ-LC0158	46
	Set of 2 legs to anchor the Aquarea Air floor standing to the floor.	PCZ-LC0606	77
Aquarea Air Smart fan coil wall-mounted accessories			RRP £
Control accessories			
	Wall-mounted control with Modbus for Aquarea Air Smart fan coils and Aquarea Vent.	PCZ-EEB749	126
	Wall-mounted control with Integrated Wi-Fi for Aquarea Air Smart fan coils and Aquarea Vent.	PCZ-EFB749	153
Hydraulic accessories			
	Motorised 3 way valve for Aquarea Air wall-mounted 10, 15 and 20.	PCZ-V30688	157
	Motorised 3 way valve for Aquarea Air wall-mounted 40.	PCZ-V30718	138
	Motorised 2 way valve for Aquarea Air wall-mounted 10, 15 and 20.	PCZ-V20687	130
	Motorised 2 way valve for Aquarea Air floor standing, wall-mounted 40 and ducted.	PCZ-V20139	123
Aquarea Air Smart fan coil ducted thin accessories			RRP £
Control accessories			
	Wall-mounted control with Modbus for Aquarea Air Smart fan coils and Aquarea Vent.	PCZ-EEB749	126
	Wall-mounted control with Integrated Wi-Fi for Aquarea Air Smart fan coils and Aquarea Vent.	PCZ-EFB749	153



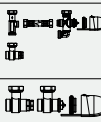



Hydraulic accessories			
	Motorised 3 way valve for Aquarea Air ducted.	PCZ-V30361	150
	Motorised 2 way valve for Aquarea Air floor standing, wall-mounted 40 and ducted.	PCZ-V20139	123
Replacement filter kit			
	Replacement recirculation filter kit. For P-FSN20 and P-FTN15.	PCZ-AHRD0491	27
	Replacement recirculation filter kit. For P-FSN25, P-FTN20, P-FSQ30 and P-FTQ30.	PCZ-AHRD0492	35
	Replacement recirculation filter kit. For P-FSN35, P-FTN25, P-FSQ45 and P-FTQ45.	PCZ-AHRD0493	46
	Replacement recirculation filter kit. For P-FSN45, P-FTN35, P-FSQ60 and P-FTQ60.	PCZ-AHRD0494	58
	Replacement recirculation filter kit. For P-FSN55, P-FTN45, P-FSQ75 and P-FTQ65.	PCZ-AHRD0495	62
Delivery plates			
	Delivery plate with 2 circular inlets DN 160 mm. For P-FTN15.	PCZ-AHRD0561	39
	Delivery plate with 3 circular inlets DN 160 mm. For P-FTN20.	PCZ-AHRD0562	54
	Delivery plate with 4 circular inlets DN 160 mm. For P-FTN25.	PCZ-AHRD0563	70
	Delivery plate with 6 circular inlets DN 160 mm. For P-FTN35.	PCZ-AHRD0564	85
	Delivery plate with 7 circular inlets DN 160 mm. For P-FTN45.	PCZ-AHRD0565	100
Return plenum			
	Return plenum with 2 circular inlets DN 160 mm. For P-FTN15.	PCZ-AHRD0566	115
	Return plenum with 3 circular inlets DN 160 mm. For P-FTN20.	PCZ-AHRD0567	123
	Return plenum with 4 circular inlets DN 160 mm. For P-FTN25.	PCZ-AHRD0568	153
	Return plenum with 6 circular inlets DN 160 mm. For P-FTN35.	PCZ-AHRD0569	161
	Return plenum with 7 circular inlets DN 160 mm. For P-FTN45.	PCZ-AHRD0570	183
90° shooting plenum			
	90° shooting plenum. For P-FTN15.	PCZ-AHRD0576	62
	90° shooting plenum. For P-FTN20 and P-FTQ30.	PCZ-AHRD0577	77
	90° shooting plenum. For P-FTN25 and P-FTQ45.	PCZ-AHRD0578	88
	90° shooting plenum. For P-FTN35 and P-FTQ60.	PCZ-AHRD0579	104
	90° shooting plenum. For P-FTN45 and P-FTQ65.	PCZ-AHRD0580	119
Telescopic kit			
	Telescopic kit for rear or directly coupled suction. 153 mm - 270 mm. For P-FTN15.	PCZ-AHRD0581	111






Grille for telescopic kit			
	Grille for telescopic kit for rear intake. For P-FTN15.	PCZ-AHRD0586	119
	Grille for telescopic kit for rear intake. For P-FTN20.	PCZ-AHRD0587	142
	Grille for telescopic kit for rear intake. For P-FTN25.	PCZ-AHRD0588	157
	Grille for telescopic kit for rear intake. For P-FTN35.	PCZ-AHRD0589	172
	Grille for telescopic kit for rear intake. For P-FTN45.	PCZ-AHRD0590	191
Outdoor air kit			
	Plenum kit for external air connection with damper for room recirculation. For P-FTN15.	PCZ-AHRD0571	305
	Plenum kit for external air connection with damper for room recirculation. For P-FTN20 and P-FTQ30.	PCZ-AHRD0572	336
	Plenum kit for external air connection with damper for room recirculation. For P-FTN25 and P-FTQ45.	PCZ-AHRD0573	396
	Plenum kit for external air connection with damper for room recirculation. For P-FTN35 and P-FTQ60.	PCZ-AHRD0574	442
	Plenum kit for external air connection with damper for room recirculation. For P-FTN45 and P-FTQ65.	PCZ-AHRD0575	511
Ducting plate outdoor air kit			
	Ducting plate plenum kit for outdoor air connection with damper. For P-FTN15.	PCZ-AHRD0611	39
	Ducting plate plenum kit for outdoor air connection with damper. For P-FTN20 and P-FTQ30.	PCZ-AHRD0612	54
	Ducting plate plenum kit for outdoor air connection with damper. For P-FTN25 and P-FTQ45.	PCZ-AHRD0613	70
	Ducting plate plenum kit for outdoor air connection with damper. For P-FTN35 and P-FTQ60.	PCZ-AHRD0614	85
	Ducting plate plenum kit for outdoor air connection with damper. For P-FTN45 and P-FTQ65.	PCZ-AHRD0615	100
90° plenum for outdoor air kit with damper			
	90° plenum for outdoor air kit with damper. For P-FTN15.	PCZ-AHRD0616	62
	90° plenum for outdoor air kit with damper. For P-FTN20 and P-FTQ30.	PCZ-AHRD0617	77
	90° plenum for outdoor air kit with damper. For P-FTN25 and P-FTQ45.	PCZ-AHRD0618	92
	90° plenum for outdoor air kit with damper. For P-FTN35 and P-FTQ60.	PCZ-AHRD0619	107
	90° plenum for outdoor air kit with damper. For P-FTN45 and P-FTQ65.	PCZ-AHRD0620	123
Telescopic kit for outdoor air kit			
	Telescopic kit. For plenum for outdoor air kit with damper. For P-FTN15.	PCZ-AHRD0621	115
	Telescopic kit. For plenum for outdoor air kit with damper. For P-FTN20 and P-FTQ30.	PCZ-AHRD0622	123
	Telescopic kit. For plenum for outdoor air kit with damper. For P-FTN25 and P-FTQ45.	PCZ-AHRD0623	145
	Telescopic kit. For plenum for outdoor air kit with damper. For P-FTN35 and P-FTQ60.	PCZ-AHRD0624	161
	Telescopic kit. For plenum for outdoor air kit with damper. For P-FTN45 and P-FTQ65.	PCZ-AHRD0625	169







EN








New AQUA-G BLUE
Heat Pump
with natural
refrigerant R290






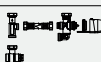






Grille for telescopic kit for outdoor air kit			
	Grille for telescopic kit. For plenum for outdoor air kit with damper. For P-FTN15.	PCZ-AHRD0626	123
	Grille for telescopic kit. For plenum for outdoor air kit with damper. For P-FTN20 and P-FTQ30.	PCZ-AHRD0627	145
	Grille for telescopic kit. For plenum for outdoor air kit with damper. For P-FTN25 and P-FTQ45.	PCZ-AHRD0628	161
	Grille for telescopic kit. For plenum for outdoor air kit with damper. For P-FTN35 and P-FTQ60.	PCZ-AHRD0629	176
	Grille for telescopic kit. For plenum for outdoor air kit with damper. For P-FTN45 and P-FTQ65.	PCZ-AHRD0630	199
Aquarea Air Smart fan coil ducted accessories			RRP £
Control accessories			
	Wall-mounted control with Modbus for Aquarea Air Smart fan coils and Aquarea Vent.	PCZ-EEB749	126
	Wall-mounted control with Integrated Wi-Fi for Aquarea Air Smart fan coils and Aquarea Vent.	PCZ-EFB749	153
Hydraulic accessories			
	Motorised 3 way valve for Aquarea Air ducted.	PCZ-V30361	150
	Motorised 2 way valve for Aquarea Air floor standing, wall-mounted 40 and ducted.	PCZ-V20139	123
Replacement filter kit			
	Replacement recirculation filter kit. For P-FSN20 and P-FTN15.	PCZ-AHRD0491	27
	Replacement recirculation filter kit. For P-FSN25, P-FTN20, P-FSQ30 and P-FTQ30.	PCZ-AHRD0492	35
	Replacement recirculation filter kit. For P-FSN35, P-FTN25, P-FSQ45 and P-FTQ45.	PCZ-AHRD0493	46
	Replacement recirculation filter kit. For P-FSN45, P-FTN35, P-FSQ60 and P-FTQ60.	PCZ-AHRD0494	58
	Replacement recirculation filter kit. For P-FSN55, P-FTN45, P-FSQ75 and P-FTQ65.	PCZ-AHRD0495	62
Delivery plates			
	Delivery plate with 2 circular inlets DN 160 mm. For P-FSN20.	PCZ-AHRD0431	44
	Delivery plate with 3 circular inlets DN 160 mm. For P-FSN25.	PCZ-AHRD0432	58
	Delivery plate with 4 circular inlets DN 160 mm. For P-FSN35.	PCZ-AHRD0433	73
	Delivery plate with 6 circular inlets DN 160 mm. For P-FSN45.	PCZ-AHRD0434	92
	Delivery plate with 7 circular inlets DN 160 mm. For P-FSN55.	PCZ-AHRD0435	107
Return plenum			
	Return plenum with 2 circular inlets DN 160 mm. For P-FSN20.	PCZ-AHRD0461	126
	Return plenum with 3 circular inlets DN 160 mm. For P-FSN25.	PCZ-AHRD0462	130
	Return plenum with 4 circular inlets DN 160 mm. For P-FSN35.	PCZ-AHRD0463	164
	Return plenum with 6 circular inlets DN 160 mm. For P-FSN45.	PCZ-AHRD0464	172
	Return plenum with 7 circular inlets DN 160 mm. For P-FSN55.	PCZ-AHRD0465	199
















90° shooting plenum			
	90° shooting plenum. For P-FSN20.	PCZ-AHRD0521	65
	90° shooting plenum. For P-FSN25 and P-FSQ30.	PCZ-AHRD0522	77
	90° shooting plenum. For P-FSN35 and P-FSQ45.	PCZ-AHRD0523	88
	90° shooting plenum. For P-FSN45 and P-FSQ60.	PCZ-AHRD0524	104
	90° shooting plenum. For P-FSN55 and P-FSQ75.	PCZ-AHRD0525	119
Telescopic kit			
	Telescopic kit for rear or directly coupled suction. 153 mm - 270 mm. For P-FSN20.	PCZ-AHRD0531	111
	Telescopic kit for rear or directly coupled suction. 153 mm - 270 mm. For P-FSN25.	PCZ-AHRD0532	119
	Telescopic kit for rear or directly coupled suction. 153 mm - 270 mm. For P-FSN35.	PCZ-AHRD0533	142
	Telescopic kit for rear or directly coupled suction. 153 mm - 270 mm. For P-FSN45.	PCZ-AHRD0534	153
	Telescopic kit for rear or directly coupled suction. 153 mm - 270 mm. For P-FSN55.	PCZ-AHRD0535	164
Grille for telescopic kit			
	Grille for telescopic kit for rear intake. For P-FSN20.	PCZ-AHRD0541	119
	Grille for telescopic kit for rear intake. For P-FSN25.	PCZ-AHRD0542	142
	Grille for telescopic kit for rear intake. For P-FSN35.	PCZ-AHRD0543	157
	Grille for telescopic kit for rear intake. For P-FSN45.	PCZ-AHRD0544	172
	Grille for telescopic kit for rear intake. For P-FSN55.	PCZ-AHRD0545	191
Outdoor air kit			
	Plenum kit for external air connection with damper for room recirculation. For P-FSN20.	PCZ-AHRD0639	321
	Plenum kit for external air connection with damper for room recirculation. For P-FSN25 and P-FSQ30.	PCZ-AHRD0640	358
	Plenum kit for external air connection with damper for room recirculation. For P-FSN35 and P-FSQ45.	PCZ-AHRD0641	412
	Plenum kit for external air connection with damper for room recirculation. For P-FSN45 and P-FSQ60.	PCZ-AHRD0642	465
	Plenum kit for external air connection with damper for room recirculation. For P-FSN55 and P-FSQ75.	PCZ-AHRD0643	534
Ducting plate outdoor air kit			
	Ducting plate plenum kit for outdoor air connection with damper. For P-FSN20.	PCZ-AHRD0651	39
	Ducting plate plenum kit for outdoor air connection with damper. For P-FSN25 and P-FSQ30.	PCZ-AHRD0652	54
	Ducting plate plenum kit for outdoor air connection with damper. For P-FSN35 and P-FSQ45.	PCZ-AHRD0653	70
	Ducting plate plenum kit for outdoor air connection with damper. For P-FSN45 and P-FSQ60.	PCZ-AHRD0654	85
	Ducting plate plenum kit for outdoor air connection with damper. For P-FSN55 and P-FSQ75.	PCZ-AHRD0655	100






















90° plenum for outdoor air kit with damper			
	90° plenum for outdoor air kit with damper. For P-FSN20.	PCZ-AHRD0656	70
	90° plenum for outdoor air kit with damper. For P-FSN25 and P-FSQ30.	PCZ-AHRD0657	85
	90° plenum for outdoor air kit with damper. For P-FSN35 and P-FSQ45.	PCZ-AHRD0658	92
	90° plenum for outdoor air kit with damper. For P-FSN45 and P-FSQ60.	PCZ-AHRD0659	107
	90° plenum for outdoor air kit with damper. For P-FSN55 and P-FSQ75.	PCZ-AHRD0660	130
Telescopic kit for outdoor air kit			
	Telescopic kit. For plenum for outdoor air kit with damper. For P-FSN20.	PCZ-AHRD0661	123
	Telescopic kit. For plenum for outdoor air kit with damper. For P-FSN25 and P-FSQ30.	PCZ-AHRD0662	130
	Telescopic kit. For plenum for outdoor air kit with damper. For P-FSN35 and P-FSQ45.	PCZ-AHRD0663	153
	Telescopic kit. For plenum for outdoor air kit with damper. For P-FSN45 and P-FSQ60.	PCZ-AHRD0664	169
	Telescopic kit. For plenum for outdoor air kit with damper. For P-FSN55 and P-FSQ75.	PCZ-AHRD0665	176
Grille for telescopic kit for outdoor air kit			
	Grille for telescopic kit. For plenum for outdoor air kit with damper. For P-FSN20.	PCZ-AHRD0666	130
	Grille for telescopic kit. For plenum for outdoor air kit with damper. For P-FSN25 and P-FSQ30.	PCZ-AHRD0667	153
	Grille for telescopic kit. For plenum for outdoor air kit with damper. For P-FSN35 and P-FSQ45.	PCZ-AHRD0668	169
	Grille for telescopic kit. For plenum for outdoor air kit with damper. For P-FSN45 and P-FSQ60.	PCZ-AHRD0669	183
	Grille for telescopic kit. For plenum for outdoor air kit with damper. For P-FSN55 and P-FSQ75.	PCZ-AHRD0670	207
Aquarea Air Smart fan coil ducted multi zone thin accessories			RRP €
Control accessories			
	Wall-mounted control with Modbus for Aquarea Air Smart fan coils and Aquarea Vent.	PCZ-EEB749	126
	Wall-mounted control with Integrated Wi-Fi for Aquarea Air Smart fan coils and Aquarea Vent.	PCZ-EFB749	153
Hydraulic accessories			
	Motorised 3 way valve for Aquarea Air ducted.	PCZ-V30361	150
	Motorised 2 way valve for Aquarea Air floor standing, wall-mounted 40 and ducted.	PCZ-V20139	123
Replacement filter kit			
	Replacement recirculation filter kit. For P-FSN25, P-FTN20, P-FSQ30 and P-FTQ30.	PCZ-AHRD0492	35
	Replacement recirculation filter kit. For P-FSN35, P-FTN25, P-FSQ45 and P-FTQ45.	PCZ-AHRD0493	46
	Replacement recirculation filter kit. For P-FSN45, P-FTN35, P-FSQ60 and P-FTQ60.	PCZ-AHRD0494	58
	Replacement recirculation filter kit. For P-FSN55, P-FTN45, P-FSQ75 and P-FTQ65.	PCZ-AHRD0495	62

Return plenum			
	Return plenum with 2 circular inlets DN 160 mm. For P-FTQ30.	PCZ-AHRD0682	123
	Return plenum with 3 circular inlets DN 160 mm. For P-FTQ45.	PCZ-AHRD0683	153
	Return plenum with 4 circular inlets DN 160 mm. For P-FTQ60.	PCZ-AHRD0684	161
	Return plenum with 5 circular inlets DN 160 mm. For P-FTQ65.	PCZ-AHRD0685	183
90° shooting plenum			
	90° shooting plenum. For P-FTN20 and P-FTQ30.	PCZ-AHRD0577	77
	90° shooting plenum. For P-FTN25 and P-FTQ45.	PCZ-AHRD0578	88
	90° shooting plenum. For P-FTN35 and P-FTQ60.	PCZ-AHRD0579	104
	90° shooting plenum. For P-FTN45 and P-FTQ65.	PCZ-AHRD0580	119
Outdoor air kit			
	Plenum kit for external air connection with damper for room recirculation. For P-FTN20 and P-FTQ30.	PCZ-AHRD0572	336
	Plenum kit for external air connection with damper for room recirculation. For P-FTN25 and P-FTQ45.	PCZ-AHRD0573	396
	Plenum kit for external air connection with damper for room recirculation. For P-FTN35 and P-FTQ60.	PCZ-AHRD0574	442
	Plenum kit for external air connection with damper for room recirculation. For P-FTN45 and P-FTQ65.	PCZ-AHRD0575	511
Ducting plate outdoor air kit			
	Ducting plate plenum kit for outdoor air connection with damper. For P-FTN20 and P-FTQ30.	PCZ-AHRD0612	54
	Ducting plate plenum kit for outdoor air connection with damper. For P-FTN25 and P-FTQ45.	PCZ-AHRD0613	70
	Ducting plate plenum kit for outdoor air connection with damper. For P-FTN35 and P-FTQ60.	PCZ-AHRD0614	85
	Ducting plate plenum kit for outdoor air connection with damper. For P-FTN45 and P-FTQ65.	PCZ-AHRD0615	100
90° plenum for outdoor air kit with damper			
	90° plenum for outdoor air kit with damper. For P-FTN20 and P-FTQ30.	PCZ-AHRD0617	77
	90° plenum for outdoor air kit with damper. For P-FTN25 and P-FTQ45.	PCZ-AHRD0618	92
	90° plenum for outdoor air kit with damper. For P-FTN35 and P-FTQ60.	PCZ-AHRD0619	107
	90° plenum for outdoor air kit with damper. For P-FTN45 and P-FTQ65.	PCZ-AHRD0620	123
Telescopic kit for outdoor air kit			
	Telescopic kit. For plenum for outdoor air kit with damper. For P-FTN20 and P-FTQ30.	PCZ-AHRD0622	123
	Telescopic kit. For plenum for outdoor air kit with damper. For P-FTN25 and P-FTQ45.	PCZ-AHRD0623	145
	Telescopic kit. For plenum for outdoor air kit with damper. For P-FTN35 and P-FTQ60.	PCZ-AHRD0624	161
	Telescopic kit. For plenum for outdoor air kit with damper. For P-FTN45 and P-FTQ65.	PCZ-AHRD0625	169
Grille for telescopic kit for outdoor air kit			
	Grille for telescopic kit. For plenum for outdoor air kit with damper. For P-FTN20 and P-FTQ30.	PCZ-AHRD0627	145
	Grille for telescopic kit. For plenum for outdoor air kit with damper. For P-FTN25 and P-FTQ45.	PCZ-AHRD0628	161
	Grille for telescopic kit. For plenum for outdoor air kit with damper. For P-FTN35 and P-FTQ60.	PCZ-AHRD0629	176
	Grille for telescopic kit. For plenum for outdoor air kit with damper. For P-FTN45 and P-FTQ65.	PCZ-AHRD0630	199



Non-return damper			
	Non-return damper for P-FTQ and P-FSQ.	PCZ-AHRD0519	104
Aquarea Air Smart fan coil ducted multi zone accessories			RRP £
Control accessories			
	Wall-mounted control with Modbus for Aquarea Air Smart fan coils and Aquarea Vent.	PCZ-EEB749	126
	Wall-mounted control with Integrated Wi-Fi for Aquarea Air Smart fan coils and Aquarea Vent.	PCZ-EFB749	153
Hydraulic accessories			
	Motorised 3 way valve for Aquarea Air ducted.	PCZ-V30361	150
	Motorised 2 way valve for Aquarea Air floor standing, wall-mounted 40 and ducted.	PCZ-V20139	123
Replacement filter kit			
	Replacement recirculation filter kit. For P-FSN25, P-FTN20, P-FSQ30 and P-FTQ30.	PCZ-AHRD0492	35
	Replacement recirculation filter kit. For P-FSN35, P-FTN25, P-FSQ45 and P-FTQ45.	PCZ-AHRD0493	46
	Replacement recirculation filter kit. For P-FSN45, P-FTN35, P-FSQ60 and P-FTQ60.	PCZ-AHRD0494	58
	Replacement recirculation filter kit. For P-FSN55, P-FTN45, P-FSQ75 and P-FTQ65.	PCZ-AHRD0495	62
Return plenum			
	Return plenum with 2 circular inlets DN 160 mm. For P-FSQ30.	PCZ-AHRD0466	130
	Return plenum with 3 circular inlets DN 160 mm. For P-FSQ45.	PCZ-AHRD0467	164
	Return plenum with 4 circular inlets DN 160 mm. For P-FSQ60.	PCZ-AHRD0468	172
	Return plenum with 5 circular inlets DN 160 mm. For P-FSQ75.	PCZ-AHRD0469	199
90° shooting plenum			
	90° shooting plenum. For P-FSN25 and P-FSQ30.	PCZ-AHRD0522	77
	90° shooting plenum. For P-FSN35 and P-FSQ45.	PCZ-AHRD0523	88
	90° shooting plenum. For P-FSN45 and P-FSQ60.	PCZ-AHRD0524	104
	90° shooting plenum. For P-FSN55 and P-FSQ75.	PCZ-AHRD0525	119
Outdoor air kit			
	Plenum kit for external air connection with damper for room recirculation. For P-FSN25 and P-FSQ30.	PCZ-AHRD0640	358
	Plenum kit for external air connection with damper for room recirculation. For P-FSN35 and P-FSQ45.	PCZ-AHRD0641	412
	Plenum kit for external air connection with damper for room recirculation. For P-FSN45 and P-FSQ60.	PCZ-AHRD0642	465
	Plenum kit for external air connection with damper for room recirculation. For P-FSN55 and P-FSQ75.	PCZ-AHRD0643	534
Ducting plate outdoor air kit			
	Ducting plate plenum kit for outdoor air connection with damper. For P-FSN25 and P-FSQ30.	PCZ-AHRD0652	54
	Ducting plate plenum kit for outdoor air connection with damper. For P-FSN35 and P-FSQ45.	PCZ-AHRD0653	70
	Ducting plate plenum kit for outdoor air connection with damper. For P-FSN45 and P-FSQ60.	PCZ-AHRD0654	85
	Ducting plate plenum kit for outdoor air connection with damper. For P-FSN55 and P-FSQ75.	PCZ-AHRD0655	100





90° plenum for outdoor air kit with damper			
	90° plenum for outdoor air kit with damper. For P-FSN25 and P-FSQ30.	PCZ-AHRD0657	85
	90° plenum for outdoor air kit with damper. For P-FSN35 and P-FSQ45.	PCZ-AHRD0658	92
	90° plenum for outdoor air kit with damper. For P-FSN45 and P-FSQ60.	PCZ-AHRD0659	107
	90° plenum for outdoor air kit with damper. For P-FSN55 and P-FSQ75.	PCZ-AHRD0660	130
Telescopic kit for outdoor air kit			
	Telescopic kit. For plenum for outdoor air kit with damper. For P-FSN25 and P-FSQ30.	PCZ-AHRD0662	130
	Telescopic kit. For plenum for outdoor air kit with damper. For P-FSN35 and P-FSQ45.	PCZ-AHRD0663	153
	Telescopic kit. For plenum for outdoor air kit with damper. For P-FSN45 and P-FSQ60.	PCZ-AHRD0664	169
	Telescopic kit. For plenum for outdoor air kit with damper. For P-FSN55 and P-FSQ75.	PCZ-AHRD0665	176
Grille for telescopic kit for outdoor air kit			
	Grille for telescopic kit. For plenum for outdoor air kit with damper. For P-FSN25 and P-FSQ30.	PCZ-AHRD0667	153
	Grille for telescopic kit. For plenum for outdoor air kit with damper. For P-FSN35 and P-FSQ45.	PCZ-AHRD0668	169
	Grille for telescopic kit. For plenum for outdoor air kit with damper. For P-FSN45 and P-FSQ60.	PCZ-AHRD0669	183
	Grille for telescopic kit. For plenum for outdoor air kit with damper. For P-FSN55 and P-FSQ75.	PCZ-AHRD0670	207
Non-return damper			
	Non-return damper for P-FTQ and P-FSQ.	PCZ-AHRD0519	104
Fan coil units controllers			RRP £
	Electro-mechanical controller (supplied loose).	TRM-FA	TBC
	Electronic controller.	Plogic	TBC
	Electronic controller.	TControl EASY 3S	TBC
	Electronic controller.	TControl POD glass	TBC
	Wired remote controller with touch control for 2-pipe and 4-pipe, EC fan coil (control + Modbus).	PAW-FC-907EC	219
	Wired remote controller with touch control for 2-pipe, AC fan coil (control only).	PAW-FC-907AC	148
	Wired remote controller for 2-pipe and 4-pipe, EC fan coil (control + Modbus).	PAW-FC-903EC	188
	Wired remote controller for 2-pipe, AC fan coil (control only).	PAW-FC-903AC	69
	Advanced wired remote controller for fan coil.	PAW-FC-RC1	141
	Smart controller. Mini building management system.	SRC	TBC
	Plogic remote control.	WRC / MRC	TBC
	Plogic remote control.	BRC	TBC
	Plogic remote control.	IRC	TBC


Heat recovery ventilation accessories			RRP €
	Supply and extract filters kit.	PAW-VEN-FLTKIT	62
	Optional PCB for additional functions.	PAW-VEN-ACPCB	50
	HRV touch control panel. White frame (cable must be ordered separately).	PAW-VEN-DPL	156
	Cable with plug for electrical connection between unit and control panel, type CE and CD (12 m).	PAW-VEN-CBLEXT12	32
	Twin plugs for installation of several control panels type CD or CE for one unit.	PAW-VEN-DIVPLG	18
	HRV touch control panel wall-mounted kit.	PAW-VEN-DPLBOX	89
	CO ₂ RH wall-mounted sensor.	PAW-VEN-S-C02RH-W	306
	CO ₂ wall-mounted sensor.	PAW-VEN-S-C02-W	356
	CO ₂ duct sensor.	PAW-VEN-S-C02-D	264
	Wall bracket kit for stand-alone installation on the wall.	PAW-VEN-WBRK	34
	Electrical duct heater 0,6 kW (includes relay).	PAW-VEN-HTR06	333
	Electrical duct heater 1,2 kW (includes relay).	PAW-VEN-HTR12	377
Aquarea Vent accessories			RRP €
Remote controller (required, to be ordered separately)			
	Wall-mounted control with Modbus for Aquarea Vent.	PCZ-AHRP0025	126
	Wall-mounted control with Integrated Wi-Fi for Aquarea Vent.	PCZ-AHRP0026	153
Electrical duct heater			
	Electrical duct heater 0,5 kW, DN 160 mm.	PCZ-AHRP0421	TBC
	Electrical duct heater 1,0 kW, DN 160 mm.	PCZ-AHRP0422	TBC
Filters			
	Spare F7 filter kit (2 pcs) for models 15Z, 20Z, 30Z, 15H and 15V.	PCZ-AHRP0501	TBC
	Spare F7 filter kit (2 pcs) for models 30H.	PCZ-AHRP0507	TBC
	Spare F7 filter kit (2 pcs) for models 30V.	PCZ-AHRP0502	TBC
	Spare F7 filter kit (2 pcs) for models 35H and 45H.	PCZ-AHRP0503	TBC
	Spare F7 filter kit (2 pcs) for models 40V and 45V.	PCZ-AHRP0504	TBC





	Activated carbon filter (1 pc) for models 15Z, 20Z, 30Z, 15H and 15V.	PCZ-AHRP0901	TBC
	Activated carbon filter (1 pc) for models 30H.	PCZ-AHRP0508	TBC
	Activated carbon filter (1 pc) for models 30V.	PCZ-AHRP0902	TBC
	Activated carbon filter (1 pc) for models 35H and 45H.	PCZ-AHRP0903	TBC
	Activated carbon filter (1 pc) for models 40V and 45V.	PCZ-AHRP0904	TBC
External wall grill			
	External wall grid with flow deviation. Stainless steel, DN 160 mm.	PCZ-STE016181	TBC
External roof grill			
	Roof terminal. Stainless steel, DN 160 mm.	PCZ-STE016185	TBC
	Through for flat roof terminal. Stainless steel, DN 160 mm.	PCZ-STE016190	TBC
	Through for terminal inclined roof 45°. Stainless steel, DN 160 mm.	PCZ-STE016191	TBC
	Through insulation collar for roof terminal.	PCZ-STE080189	TBC
Primary pipe connections			
	Insulated joint male/male. DN 160 mm.	PCZ-SRA116110	TBC
	Insulated sleeve female/female. DN 160 mm.	PCZ-SRA116120	TBC
	Insulated reducer female/male. DN 160 mm to DN 125 mm.	PCZ-SRA112132	TBC
	Insulated reducer female/male. DN 200 mm to DN 160 mm.	PCZ-SRA116132	TBC
Primary EPP connections			
	Rigid insulated pipe (primary EPP pipe). DN 160 mm, L= 1 mt, 1 joint included.	PCZ-SCS116001	TBC
	Elbow 90° (primary EPP pipe). DN 160 mm, 1 joint included.	PCZ-SCS116090	TBC
	Connection joint (primary EPP pipe). DN 160 mm.	PCZ-SCS116160	TBC
	Reducer (primary EPP pipe). DN 160 mm to DN 125mm.	PCZ-SCS116120	TBC
Primary flexible pipe			
	10 m primary flexible duct with insulated hose. DH 160 mm.	PCZ-SCE116010	TBC
	10 m primary flexible duct with insulated aluphonic hose. DH 160 mm.	PCZ-SCE316010	TBC
Flexible pipe connections			
	Hose clamp for hose. 60/325 mm.	PCZ-SCE099120	TBC
	Black air-tight anti-condensation tape. 50 mm x 10 m.	PCZ-SCE199121	TBC
	Aluminium tape. 50 mm x 10 m. Sp 40 µm.	PCZ-SCE199122	TBC
Silencers			
	Flexible silencer male/male. DN 160 mm, SP 25 mm, L= 1000 mm.	PCZ-SCE216001	TBC

Distribution manifolds and accessories			
	TG1 insulated steel manifold with inspection door and side/front/perpendicular exits. 1x DN 160 mm - 4+4+4x DN 75/90 mm.	PCZ-SC0164044	TBC
	TG2 insulated steel manifold with inspection door and side/front/perpendicular exits. 1x DN 160 mm - 4+8+4x DN 75/90 mm.	PCZ-SC0164084	TBC
	TG3 insulated steel manifold with inspection door and side/front/perpendicular exits. 1x DN 160 mm - 4+12+4x DN 75/90 mm.	PCZ-SC0164124	TBC
	Manifold/ plenum coupling for DN 75 mm corrugated start.	PCZ-SRS075140	TBC
	Collector blind plug for manifold.	PCZ-SRS080141	TBC
	Static flow regulator, 15=> 50 m³/h, step minimum= 5 m³/h.	PCZ-SRP080001	TBC
Corrugated pipe system with accessories			
	50 m corrugated pipe coil. DN 75 mm.	PCZ-SRS075050	TBC
	O-Ring. DN 75 mm.	PCZ-SRS075145	TBC
	Corrugated pipe blind plug. DN 75 mm.	PCZ-SRS075150	TBC
	Joint male/male. DN 75 mm including two O-ring.	PCZ-SRS075120	TBC
	Fixing clip. DN 75 mm. Use every 1,5 - 2 m linear and before and after each curve.	PCZ-SRS075155	TBC
	90° vertical angle. DN 75 mm. Two O-rings included.	PCZ-SRS075160	TBC
Room plenum			
	EPP polypropylene diffuser, modular and patented with 75/90 mm coupling, coupling for modular coupling, filter and installation brackets.	PCZ-REV081111	TBC
	Replacement filter (10 pcs).	PCZ-SB0130860	TBC
Room grills with round holes			
	Grid 1x perforated round hole. Steel, white finish, 190 x 140 mm.	PCZ-SB0130801	TBC
	Grid 2x perforated round hole. Steel, white finish, 360 x 140 mm.	PCZ-SB0300801	TBC
	Grid 3x perforated round hole. Steel, white finish, 540 x 140 mm.	PCZ-SB0480801	TBC
	Grid 4x perforated round hole. Steel, white finish, 360 x 260 mm.	PCZ-SB0302001	TBC

Wiser accessories*

	Wiser thermostat kit 1. One channel thermostat pack ideal for heat pumps.	WT714R9K0902
	Wiser thermostat kit 3. Three channel thermostat pack ideal for properties with two heating zones.	WT734R9K0902
	Wiser multi-zone kit 1. One channel thermostat system with two radiator thermostats to start zoning your system.	WV714R9K0902
	Wiser radiator thermostat. Add additional single radiator thermostats to any of the Wiser kits to create more zones and benefit from maximum comfort and energy saving.	WV704R0A0902

Room grills with square holes			
	Grid 1x perforated square hole. Steel, white finish, 190 x 140 mm.	PCZ-SB0130802	TBC
	Grid 2x perforated square hole. Steel, white finish, 360 x 140 mm.	PCZ-SB0300802	TBC
	Grid 3x perforated square hole. Steel, white finish, 540 x 140 mm.	PCZ-SB0480802	TBC
	Grid 5x perforated square hole. Steel, white finish, 360 x 260 mm.	PCZ-SB0302002	TBC

	Wiser room thermostat. Additional room thermostat - add to rooms with radiator thermostats as a convenient way to view and change the room temperature. Works with all Wiser kits.	WN704R0S0902
	Wiser plug. Set schedules for home appliances from the Wiser heat app, this smart plug can be controlled from your phone or by using voice activation with the google assistant and amazon alexa. The built in range extender also enables connectivity to devices sited further away from the heat hub.	WB704H1A0902
	Wiser electrical heat switch. Wiser electrical heat switch + Wiser room thermostat will control any of the following applications: plinth heaters, electric radiators, infrared panels, electrical UFH.	WE714U1A0902
	Wiser under floor heating controller. The Wiser underfloor heating controller enables complete control over the entire heating system, no matter what the application, via the Wiser home app.	WF762F1A0902

ECOi-W AQUA-G BLUE R290. A revolutionary solution

Air to water reversible heat pumps.

Introducing a revolutionary solution for sustainable cooling and heating needs, ECOi-W AQUA-G BLUE powered by R290, a natural refrigerant. Delivering both sustainability and efficiency in one innovative package.



The future of efficient commercial air to water heat pumps.



50 kW



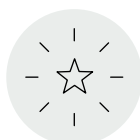
60 kW



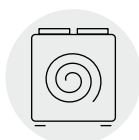
70 - 80 kW



Natural refrigerant
R290 with GWP 3



Reliable
quality



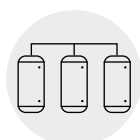
Scroll
compressors

HIGH SEER HIGH SCOP
Max. 4,4¹⁾ Max. 3,9²⁾


High seasonal
efficiency




High energy
efficiency class



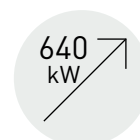
DHW
management



Maximum 70 °C
leaving water
temperature



Quiet
operation



Boost the capacity up
to 640 kW

1) Size 50. According EN14825 and Following COMMISSION REGULATION (EU) 2016/2281.2) Size 70. According EN14825 and Following COMMISSION REGULATION (EU) No 813/2013. 3) [Scale A+++ to D]. According EN14825 and Following COMMISSION REGULATION (EU) No 813/2013.



Air cooled heat pumps R290.

Care about the environment and get greater efficiency.

ECOi-W AQUA-G BLUE is born from a perfect combination of new green technology and our existing ECOi-W product range already known for its performance and reliability.

It operates with the natural R290 refrigerant that offers greater efficiency while having almost no impact on the environment with one of the lowest **GWP (Global Warming Potential): only 3!**

Make the choice to reach incredible efficiencies, extend the operating limits, and contribute to environmental preservation.

Air cooled chillers, heat pumps and condensing units

ECOi-W AQUA-G BLUE 50-80 H · R290

2 scroll compressors.

Plate heat exchanger.

Operation range: OAT -15 to 53 °C in cooling and -20 to 45 °C in heating.

LWT -15 to 18 °C in cooling and 20 to 70 °C in heating.



Outdoor unit	Cooling capacity ¹⁾ kW	ErP data ²⁾		Heating capacity ³⁾ kW	ErP data ⁴⁾		Energy efficiency class (SCOP)	SCOP _{MT}	n _{s,MT}	Energy efficiency class (SCOP _{MT})	Sound power dB(A)	Dimension			Operating weight kg	RRP €
		SEER	n _{s,c}		SCOP	n _{s,h}						Height	Length w/o / w water tank	Width		
50 P-AQAG0050HA	48,2	4,37	171,9	49,2	3,67	143,7	A+	3,11	121,4	A+	82,7	1730	2215/2215 ⁵⁾	1032	538	POA
60 P-AQAG0060HA	56,1	4,30	168,9	61,1	3,75	146,8	A+	3,14	122,7	A+	84,1	2011	2180/2680	1160	603	
70 P-AQAG0070HA	64,9	4,31	169,4	73,5	3,87	151,8	A++	3,26	127,3	A++	85,1	2030	2180/2680	1160	628	
80 P-AQAG0080HA	74,1	4,21	165,4	83,6	3,84	150,5	A++	3,22	126,0	A++	85,8	2030	2180/2680	1160	669	

Water connections information

Outdoor unit	50	60	70	80
Type of water connections (evaporator)	Male gas threaded	Male gas threaded	Male gas threaded	Male gas threaded
Water inlet/outlet diameter	Inch 1¼	2	2	2½

1) According EN14511-2013: chilled water inlet/outlet temperature: 12/7 °C, outdoor ambient temperature 35 °C DB. 2) According EN14825 and following COMMISSION REGULATION (EU) 2016/2281. 3) According EN14511-2013: warm water inlet/outlet temperature: 40/45 °C, outdoor ambient temperature 7 °C DB/6 °C WB. 4) According to EN14825 and following COMMISSION REGULATION (EU) No 813/2013. 5) Tank is external to the unit chassis, its width must be added

* Check data and configuration on AC SELECT. POA: Price On Applications.

Accessories and options

Anti-vibration rubber mount / spring dampers
Cascade controller
Refrigerant gauges HP/LP
Shut off valves

Accessories and options

Sofstarter
Energy meter for input power
Electrical heater for the water tank
Variable or fixed speed pumps

Accessories and options

Water tank 200 l (size 50)
Water tank 300 l (sizes 60-70-80)
3 Way valve and probe for Domestic Hot Water management

ECOi-W AQUA-G BLUE. A revolutionary solution.

Reversible heat pumps with high leaving water temperature.



Natural refrigerant
R290 with GWP 3



Reliable
quality



Scroll
compressors



High seasonal
efficiency



High energy efficiency
class



DHW
management



Maximum 70 °C
leaving water
temperature



Quiet
operation



Boost the capacity up
to 640 kW



50 kW



60 kW



70 - 80 kW

1) Size 50. According EN14825 and Following COMMISSION REGULATION (EU) 2016/2281.2) Size 70. According EN14825 and Following COMMISSION REGULATION (EU) No 813/2013. 3) Scale A+++ to D. According EN14825 and Following COMMISSION REGULATION (EU) No 813/2013.



Air cooled heat pumps R290. The future of efficient commercial air to water heat pumps.

Care about the environment and get greater efficiency.

ECOi-W AQUA-G BLUE is born from a perfect combination of new green technology and our existing ECOi-W product range already known for its performance and reliability.

It operates with the natural R290 refrigerant that offers greater efficiency while having almost no impact on the environment with one of the lowest **GWP (Global Warming Potential): only 3!**

Make the choice to reach incredible efficiencies, extend the operating limits, and contribute to environmental preservation.



50 kW



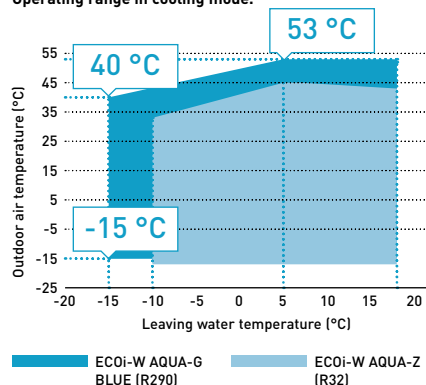
60 kW



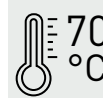
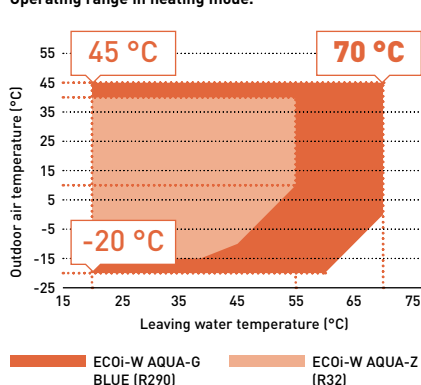
70 - 80 kW

Extended operating limits

Operating range in cooling mode.



Operating range in heating mode.



Cooling mode.

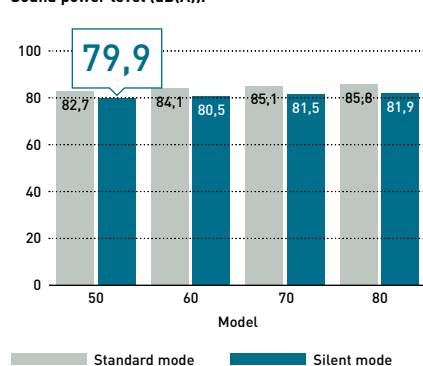
A water outlet temperature of -15 °C ensures optimal operation temperature for process equipment in factories.

Heating mode.

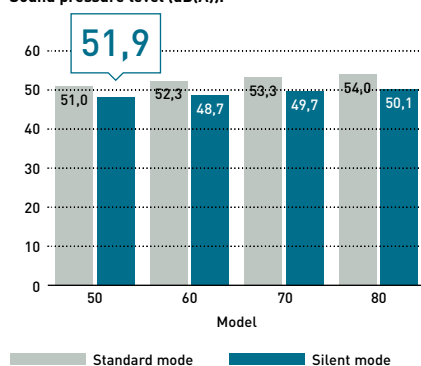
Ideal solution for Heating and Domestic Hot Water production. Reaching 70 °C from 0 °C outside air temperature.

Quiet operation. Discover a unique feature of ECOi-W AQUA-G BLUE

Sound power level (dB(A)).



Sound pressure level (dB(A)).



Silent mode.

Silent mode with an impressively low sound power level of only 79,9 dB(A), pressure level of only 51,9 dB(A). ECOi-W AQUA-G BLUE provides the perfect balance of efficiency and silent operation. Optional compressor jackets for size 50 and optional compressor box for sizes 60-70-80 are available to provide an additional level of noise reduction.

Aquarea Service+ - Service and Maintenance Packages

A stress free heat pump maintenance package, to give your customers peace of mind, maintain warranty and ensure the heat pump runs at its optimum.

AQUAREA SERVICE+ PREMIUM

AQUAREA SERVICE+ SMART



CONTACT US ABOUT OUR AWARD WINNING
AQUAREA RANGE



Priority support hotline 24/7		✓	✓
Service support within 24h including weekends		✓	✓
Panasonic Spare parts		20% Discount	Included*
Labour & travel costs included		One breakdown repair visit included per year	✓
Product Code	SVC-A2W-WARR-YR-S	SVC-A2W-WARR-YR-A	SVC-A2W-WARR-YR-P

Scan the QR to find out more!

*Terms and Conditions apply, package options may vary.



Warranty terms and conditions

Please speak to us about on site training courses.



The Standard warranty

3 years parts and labour (A2W exc. Labour).

- The unit should be installed by a competent person
- The installation instructions supplied with the unit must be followed
- Annual maintenance records must be kept



The Extended warranty

5 years parts and labour.

- The unit should be installed by a competent person
- The installation instructions supplied with the unit must be followed
- Annual maintenance records must be kept
- The installer must have completed the relevant Panasonic training
- The installer must register the unit on PRO Club (VRF and A2W units require additional commissioning documentation uploading onto PRO Club)



The Extended+ warranty

7 years parts and labour.

- The unit should be installed by a competent person
- The installation instructions supplied with the unit must be followed
- Annual maintenance records must be kept
- The installer must be a current PRO Partner or Elite PRO Partner and must have completed the relevant Panasonic training
- The Installer must register the unit on PRO Club (VRF and A2W units require additional commissioning documentation uploading onto PRO Club)
- A2W units must be installed with a CZ-TAW1C adapter

* CZ-TAW1B Installation is mandatory on all Air to Water installations for 7 year warranty to be granted. For retrofit installations, the CZ-TAW1B must be installed and the smart cloud service activated. For new build installations, smart cloud activation is not mandatory for the 7 year warranty to be granted.

Where do I register my unit for warranty?

Warranty registration can be completed through the PRO Club platform, or for PRO Partners via the 24 hour support centre via e-mail: propartner.uk@eu.panasonic.com or phone 01189 287 569.



Spare parts ordering - in warranty requests.

- Ring the air to water technical service support line on: 01707 378670 to diagnose the issue and receive a warranty request code
- Receive and complete the in warranty spare parts form as provided by the technical team
- Complete and return the form to the following inbox: uk-aircon-service@eu.panasonic.com
- The spare part request is processed and the item(s) distributed



Our commitment to quality extends far beyond our products, which is why we have developed a partner scheme designed to support installers who love our solutions as much as we do.

To find out more about how you can become a Panasonic PRO Partner and have access to a complete range of benefits including extended warranty, business support and reward points, click on the link below:
www.aircon.panasonic.eu/GB_en/propartner



Panasonic service

Our Panasonic Service teams are committed to ensuring your peace of mind. Best service is our aim.

Panasonic provides a team of highly trained technicians and engineers to deliver professional and responsive services that meet the highest levels of quality and safety while being efficient and cost effective.

To find out more about Panasonic Heating & Cooling Solutions, please visit **www.aircon.panasonic.eu**.



Maintenance.

To meet the requirements of the standard warranty, the product must be maintained and serviced annually by a suitably trained and qualified engineer. This way we can extend the lifetime of the product.



Repair.

Panasonic offers a wide range of service agreements, like Panasonic Service+ for a maximised product lifetime. Leave the care of your Panasonic products to the experts. In the unlikely event that something goes wrong, trust one of our qualified and Panasonic trained experts to get things back on track.

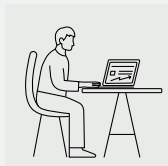


Warranty.

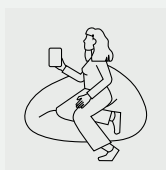
In accordance with the regulations, Panasonic guarantees its products against hidden defects. Moreover, Panasonic grants to the professional purchaser a commercial warranty, specific to the product families, subject to compliance of all the rules of installation and use of its products.

Panasonic Heating & Cooling Solutions customer service

Panasonic enables different channels for end users or professionals to get in touch with us:



Use our European website **www.aircon.panasonic.eu** for contacting us. Panasonic has implemented a contact page on the Panasonic Heating & Cooling Solutions website for potential or existing Panasonic customers.



Another option is to contact the highly experienced teams at the Panasonic customer service center, who are more than qualified to support Panasonic clients in 13 different languages across Europe.

Our service center for United Kingdom end customers:

0808 208 2115

Mo-Fr 9-17h

PRO Club. The professional website of Panasonic

Panasonic has an impressive range of support services for designers, specifiers, engineers and distributors working in the heating and cooling markets.

Aquarea Designer - online tool

With Panasonic's online tool, projects can be developed simply and easily. The developed tool is optimised to help HVAC professionals easily identify the most appropriate Aquarea air to water heat pump for a particular application.



Residential ventilation selection tool

The tool contains all the information the HVAC professionals need for their residential ventilation projects (specifications, technical manuals, etc.) as well as a calculator of the performance curves.



Panasonic DX PRO Designer

The Panasonic DX PRO Designer will be rebuilt with an improved user experience. The software runs in the cloud and is always up to date with the latest products. An intuitive interface supports the most complicated designs, allows online sharing and project collaboration with multilingual support.



AC SELECT

Use AC SELECT to choose and configure your hydronic solution.

Panasonic online selection tool offers an easy and quick solution to specify all the hydronics ranges and rooftops at required conditions.



Refrigeration designer

This simple design tool supports engineers, installers, and technicians to make a quick calculation for commercial refrigeration systems.




BIM & AutoCAD Support

Panasonic offers a wide range of HVAC&R products with BIM (Building Information Modelling) objects in Revit format and AutoCAD files, providing comprehensive support for design offices, consultants, and installers in planning projects.



WWW.AIRCON.PANASONIC.EU/GB_EN



Panasonic

heating & cooling solutions

Panasonic®

To find out how Panasonic cares for you, log on to:
www.panasonic.co.uk/aircon

General requests:
Email: uk-aircon@eu.panasonic.com

Sales administration team:
Email: sales.PHVACUK@eu.panasonic.com

Technical service team:
Email: technical.PHVACUK@eu.panasonic.com
UK Office : +44 (0) 1707 378670

Panasonic Heating & Ventilation Air-Conditioning UK Ltd.
Registered Office: Ground Floor, Building 3, Albany Place, Hyde Way,
Welwyn Garden City, Hertfordshire AL7 3BT
Company Registration: 02371708



Do not add or replace refrigerant other than the specified type. Manufacturer is not responsible for the damage and deterioration in safety due to usage of the other refrigerant.
The outdoor units in this catalogue contains fluorinated greenhouse gases with a GWP higher than 150.

