

# Auto Louver Grille Kit

New Product Information

Simple flat Auto Louver will provide comfort airflow and harmonize with luxury interior.



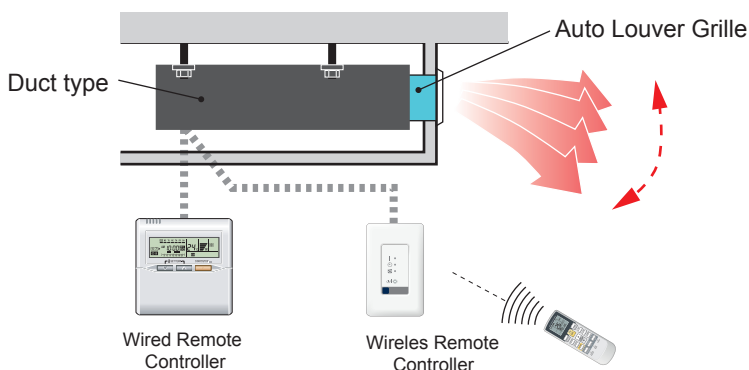
Model Name UTD-GXSA-W  
UTD-GXSB-W  
UTD-GXSC-W



Closed louver

Opened louver

## Flexible Control



### ★ Operation with indoor unit

Auto Louver can be operated by synchronizing remote controller of indoor unit.

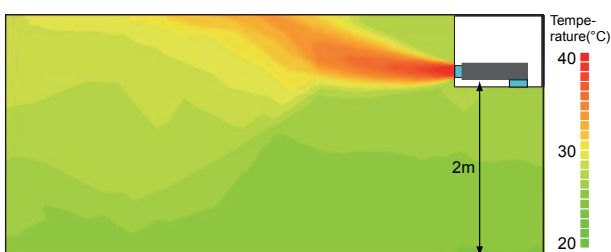
### ★ UP and Down auto swing

- Auto airflow direction and auto swing
- 4 steps selectable

### ★ Auto-closing louver


When operation of indoor unit is stopped, the louver will automatically close.

## Ideal warm airflow



Without Auto Louver

[Condition]  
Model (Indoor unit): ARXD12LATH  
Outdoor temperature: 2°C  
Operation contents: Heating  
Set temperature: 30°C  
Air flow: Hi

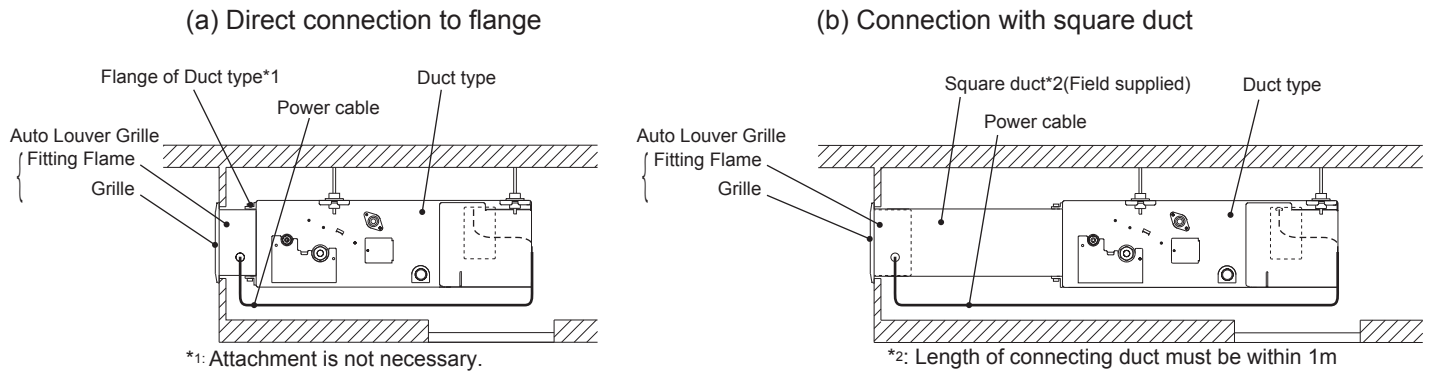


With Auto Louver

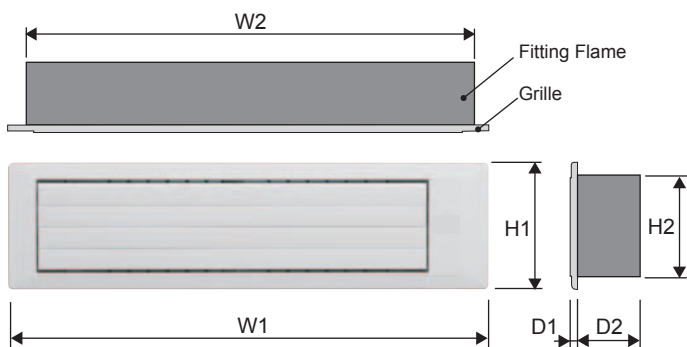
[Condition]  
Model (Indoor unit): ARXD12LATH  
Model (Auto louver grille): UTD-GXSA-W  
Outdoor temperature: 2°C  
Operation contents: Heating  
Set temperature: 30°C  
Air flow: Hi  
Vertical flap: Downward

# Flexible Installation

Auto Louver Grille can be connected either directly with indoor unit or through the square duct.



# Dimensions



Unit: mm

Model Name	W1	W2	H1	H2	D1	D2
UTD-GXSA-W	683	645	180	148	9	84
UTD-GXSB-W	883	845				
UTD-GXSC-W	1,083	1,045				

# Specifications

Model name			UTD-GXSA-W	UTD-GXSB-W	UTD-GXSC-W
Applicable Indoor Unit*			AR*G07/09/12/14LLTA, ARXD07/09/12/14LATH	AR*G18LLTA, ARXD18LATH	AR*G24LLTA, ARXD24LATH
Power Supply			Connecting with Control box of indoor unit		
Fixing of Auto Louver Grille			Screw fixing to Flange or Square Duct		
Extension Square Duct Limit			1.0m (Max. duct length between indoor unit and Grille)		
Net Dimension (H x W x D)		mm (inch)	180x683x(84+9) [7-3/32x26-7/8x(3-5/16+11/32)]	180x883x(84+9) [7-3/32x34-3/4x(3-5/16+11/32)]	180x1083x(84+9) [7-3/32x42-5/8x(3-5/16+11/32)]
Weight	Net	kg	2.0 (4.4)	2.5 (5.6)	3.0 (6.7)
	Gross	(lb.)	3.0 (6.7)	3.5 (7.8)	4.0 (8.9)
Color			White		
Louver Motor			Stepping Motor		
Accessories			Fitting Flame, etc.		
Operation range	Cooling	°C (°F)	18 to 32 (64 to 90)		
		% RH	80% or less		
	Heating	°C (°F)	16 to 30 (60 to 88)		

The colors may be different from the actual colors because this catalog is printed matter.  
Product specifications are subject to change without notice.

Distributed by :

**FUJITSU GENERAL LIMITED**

1116, Suenaga, Takatsu-ku, Kawasaki 213-8502, Japan  
<http://www.fujitsu-general.com/>

Copyright© 2009-2010 Fujitsu General Limited. All rights reserved.

1NNLK1-1011E